


National SDG Target Setting Template for Ministry of Finance Economic Stabilization and National Policies



Sustainable Development Council of Sri Lanka
No. 1090, Sri Jayawardenapura Mawatha, Rajagiriya.



DRAFT TEMPLATE

SDG Target	SDG Indicator	Unit of Measurement	Lead Ministry	Co-Lead Ministry	Baseline data		Current Status		Proposed 2030 Target by the Sustainable Development Council	Proposed Target (Lead Ministry)	Comments
					Year	Value	Year	Value			
Goal 1. End poverty in all its forms everywhere											
1.1 By 2030, eradicate extreme poverty for all people everywhere, currently measured as people living on less than \$1.25 a day	1.1.1 Proportion of the population living below the international poverty line by sex, age, employment status and geographic location (urban/rural)	Percentage (%)	Ministry of Finance, Economic Stabilization and National Policies	Ministry of Women, Child Affairs and Social Empowerment	2013	1.9	2016	0.83	0.2		
1.2 By 2030, reduce at least by half the proportion of men, women and children of all ages living in poverty in all its dimensions according to national definitions	1.2.1 Proportion of population living below the national poverty line, by sex and age	Percentage (%)	Ministry of Finance, Economic Stabilization and National Policies	Ministry of Women, Child Affairs and Social Empowerment	2013	6.7	2019	14.3	1.76		
	1.2.2 Proportion of men, women and children of all ages living in poverty in all its dimensions according to national definitions	Percentage (%)	Ministry of Finance, Economic Stabilization and National Policies	Ministry of Women, Child Affairs and Social Empowerment	2013	3.8	2019	16	7.3		
1.3 Implement nationally appropriate social protection systems and measures for all, including floors, and by 2030 achieve substantial coverage of the poor and the vulnerable	1.3.1 Proportion of population covered by social protection floors/systems, by sex, distinguishing children, unemployed persons, older persons, persons with disabilities, pregnant women, newborns, work-injury victims and the poor and the vulnerable	Percentage (%)	Ministry of Finance, Economic Stabilization and National Policies	Ministry of Women, Child Affairs and Social Empowerment	2013	41.4	2019	42.9	77.2		
	1.3.1.a. Proportion of children covered by social protection benefits (age<14 years)	Percentage (%)	Ministry of Finance, Economic Stabilization and National Policies	Ministry of Women, Child Affairs and Social Empowerment	2013	39.6	2019	41	77.2		
	1.3.1.b Proportion New- borns (age<1 year) covered by social protection benefits	Percentage (%)	Ministry of Finance, Economic Stabilization and National Policies	Ministry of Women, Child Affairs and Social Empowerment	2013	39.7	2019	45	77.2		
	1.3.1.c. Proportion of Older persons (age>60 years)covered by social protection benefits	Percentage (%)	Ministry of Finance, Economic Stabilization and National Policies	Ministry of Women, Child Affairs and Social Empowerment	2013	50.7	2019	54.8	77.2		

SDG Target	SDG Indicator	Unit of Measurement	Lead Ministry	Co-Lead Ministry	Baseline data		Current Status		Proposed 2030 Target by the Sustainable Development Council	Proposed Target (Lead Ministry)	Comments
					Year	Value	Year	Value			
1.4 By 2030, ensure that all men and women, in particular the poor and the vulnerable, have equal rights to economic resources, as well as access to basic services, ownership and control over land and other forms of property, inheritance, natural resources, appropriate new technology and financial services, including microfinance.	1.4.1 Proportion of population living in households with access to basic services		Ministry of Finance, Economic Stabilization and National Policies	Ministry of Water Supply, Ministry of Trade, Commerce and Food Security, Ministry of Agriculture, Ministry of Tourism and Lands, Ministry of Environment	Baseline data not available						
	1.4.2 Proportion of total adult population with secure tenure rights to land, (a) with legally recognized documentation, and (b) who perceive their rights to land as secure, by sex and type of tenure		Ministry of Finance, Economic Stabilization and National Policies	Ministry of Agriculture, Ministry of Tourism and Lands	Baseline data not available						
	1.5.2 Direct economic loss attributed to disasters in relation to global gross domestic product (GDP)		Ministry of Finance, Economic Stabilization and National Policies	Ministry of Defence	Baseline data not available						
1.a Ensure significant mobilization of resources from a variety of sources, including through enhanced development cooperation, in order to provide adequate and predictable means for developing countries, in particular least developed countries, to implement programmes and policies to end poverty in all its dimensions.	1.a.1.Total official development assistance grants from all donors that focus on poverty reduction as a share of the recipient country's gross national income	(% of GNI)	Ministry of Finance, Economic Stabilization and National Policies		2015	0.04486	2020	0.04378	0.08972		Data available on Global Database https://dataexplorer.unescap.org/
	1.a.2.Proportion of total government spending on essential services (education, health and social protection)	Percentage (%)	Ministry of Finance, Economic Stabilization and National Policies	Ministry of Education Ministry of Health Ministry of Women, Child Affairs and Social Empowerment	2015	10.95	2019	9.9	21.79		Data available on Global Database https://dataexplorer.unescap.org/
1.b Create sound policy frameworks at the national, regional and international levels, based on pro-poor and gender-sensitive development strategies, to support accelerated investment in poverty eradication actions	1.b.1.Pro-poor public social spending		Ministry of Finance, Economic Stabilization and National Policies	Ministry of Industries Ministry of Agriculture Ministry of Women, Child Affairs and Social Empowerment	Baseline data not available						

SDG Target	SDG Indicator	Unit of Measurement	Lead Ministry	Co-Lead Ministry	Baseline data		Current Status		Proposed 2030 Target by the Sustainable Development Council	Proposed Target (Lead Ministry)	Comments
					Year	Value	Year	Value			
Goal 2. End hunger, achieve food security and improved nutrition and promote sustainable agriculture											
2.a Increase investment, including through enhanced international cooperation, in rural infrastructure, agricultural research and extension services, technology development and plant and livestock gene banks in order to enhance agricultural productive capacity in developing countries, in particular least developed countries	2.a.1 The agriculture orientation index for government expenditures	Index	Ministry of Finance, Economic Stabilization and National Policies	Ministry of Agriculture	2015	0.77	2019	0.62	1		Data available on Global Database https://dataexplorer.unescap.org/
	2.a.2 Total official flows (official development assistance plus other official flows) to the agriculture sector	USD(Million)	Ministry of Finance, Economic Stabilization and National Policies		2015	35.97487	2020	57.76404	71.94974		Data available on Global Database https://dataexplorer.unescap.org/
2.b Correct and prevent trade restrictions and distortions in world agricultural markets, including through the parallel elimination of all forms of agricultural export subsidies and all export measures with equivalent effect, in accordance with the mandate of the Doha Development Round	2.b.1 Agricultural export subsidies		Ministry of Finance, Economic Stabilization and National Policies	Ministry of Plantation	Baseline data not available						

SDG Target	SDG Indicator	Unit of Measurement	Lead Ministry	Co-Lead Ministry	Baseline data		Current Status		Proposed 2030 Target by the Sustainable Development Council	Proposed Target (Lead Ministry)	Comments
					Year	Value	Year	Value			
Goal 3. Ensure healthy lives and promote well-being for all at all ages											
3.b Support the research and development of vaccines and medicines for the communicable and non-communicable diseases that primarily affect developing countries, provide access to affordable essential medicines and vaccines, in accordance with the Doha Declaration on the TRIPS Agreement and Public Health, which affirms the right of developing countries to use to the full the provisions in the Agreement on Trade-Related Aspects of Intellectual Property Rights regarding flexibilities to protect public health, and, in particular, provide access to medicines for all	3.b.2 Total net official development assistance to medical research and basic health sectors by donor, recipient country, type of finance, type of aid and health sub-sector	USD (Million)	Ministry of Finance, Economic Stabilization and National Policies	Ministry of Health	2016	0.984 USD			1.968		
Goal 4. Ensure inclusive and equitable quality education and promote lifelong learning opportunities for all											
4.b By 2020, substantially expand globally the number of scholarships available to developing countries, in particular least developed countries, small island developing States and African countries, for enrolment in higher education, including vocational training and information and communications technology, technical, engineering and scientific programmes, in developed countries and other developing countries	4.b.1 Volume of official development assistance flows for scholarships by sector and type of study	USD (Million)	Ministry of Finance, Economic Stabilization and National Policies	Ministry of Education	2015	9.63	2020	9.63	19.26		Data available on Global Database https://dataexplorer.unescap.org/

SDG Target	SDG Indicator	Unit of Measurement	Lead Ministry	Co-Lead Ministry	Baseline data		Current Status		Proposed 2030 Target by the Sustainable Development Council	Proposed Target (Lead Ministry)	Comments
					Year	Value	Year	Value			
Goal 5. Achieve gender equality and empower all women and girls											
5.c: Adopt and strengthen sound policies and enforceable legislation for the promotion of gender equality and the empowerment of all women and girls at all levels	5.c.1: Availability of systems to track and make public allocations for gender equality and women’s empowerment		Ministry of Finance, Economic Stabilization and National Policies	Ministry of Women, Child Affairs and Social Empowerment	Baseline data not available						
Goal 6. Ensure availability and sustainable management of water and sanitation for all											
6.a By 2030, expand international cooperation and capacity-building support to developing countries in water- and sanitation-related activities and programmes, including water harvesting, desalination, water efficiency, wastewater treatment, recycling and reuse technologies	6.a.1 Amount of water- and sanitation-related official development assistance that is part of a government-coordinated spending plan		Ministry of Finance, Economic Stabilization and National Policies	Ministry of Water Supply	Baseline data not available						
Goal 7. Ensure access to affordable, reliable, sustainable and modern energy for all											
7.a By 2030, Seek international support to obtain energy efficiency and advanced and cleaner fossil-fuel technology, and promote investment in energy infrastructure and clean energy technology.	7.a.1 International financial flows to Sri Lanka in support of clean energy research and development and renewable energy production, including in hybrid systems		Ministry of Finance, Economic Stabilization and National Policies	Ministry of Power and Energy	Baseline data not available						
Goal 8. Promote sustained, inclusive and sustainable economic growth, full and productive employment and decent work for all											
8.1 Sustain per capita economic growth in accordance with national circumstances and, in particular, at least 7 per cent gross domestic product growth per annum in the least developed countries.	8.1.1 Annual growth rate of real GDP per capita	Percentage (%)	Ministry of Finance, Economic Stabilization and National Policies		2015	3.2	2021	2.2	7		

SDG Target	SDG Indicator	Unit of Measurement	Lead Ministry	Co-Lead Ministry	Baseline data		Current Status		Proposed 2030 Target by the Sustainable Development Council	Proposed Target (Lead Ministry)	Comments
					Year	Value	Year	Value			
8.2 Achieve higher levels of economic productivity through diversification, technological upgrading and innovation, including through a focus on high-value added and labour-intensive sectors.	8.2.1 Annual growth rate of real GDP per employed person	Percentage (%)	Ministry of Finance, Economic Stabilization and National Policies		2015	2.5	2021	1.9	5.25		
8.3 Promote development-oriented policies that support productive activities, decent job creation, entrepreneurship, creativity and innovation, and encourage the formalization and growth of micro-, small- and medium-sized enterprises, including through access to financial services.	8.3.1 Proportion of informal employment in total employment, by sector and sex	% of total employment	Ministry of Finance, Economic Stabilization and National Policies	Ministry of Labour and Foreign Employment	2015	59.8	2021	67.5	56.4		
	Informal employment in total employment % of female employment	% of female employment	Ministry of Finance, Economic Stabilization and National Policies	Ministry of Labour and Foreign Employment	2015	53.7	2021	60.7	56.4		
	Informal employment in total employment % of male employment	% of male employment	Ministry of Finance, Economic Stabilization and National Policies	Ministry of Labour and Foreign Employment	2015	63.2	2021	70.9	56.4		
	8.5.2 Unemployment rate -Total	As a percentage	Ministry of Finance, Economic Stabilization and National Policies	Ministry of Labour and Foreign Employment	2015	4.7	2021	5.1	2.63		
8.10 Strengthen the capacity of domestic financial institutions to encourage and expand access to banking, insurance and financial services for all.	8.10.1 Number of commercial bank branches and automated teller machines (ATMs) per 100,000 adults		Ministry of Finance, Economic Stabilization and National Policies								
	8.10.2 Proportion of adults (15 years and older) with an account at a bank or other financial institution or with a mobile-money-service provider by income level, age, education level, geographic location (district) and gender		Ministry of Finance, Economic Stabilization and National Policies		Baseline data not available						
8.a Seek technical and other assistance to reduce trade and balance of payment deficits.	8.a.1 Aid for Trade commitments and disbursements	USD (Million)	Ministry of Finance, Economic Stabilization and National Policies		2015	437.61	2020	132.74	875.23		Data available on Global Database https://dataexplorer.unescap.org/

SDG Target	SDG Indicator	Unit of Measurement	Lead Ministry	Co-Lead Ministry	Baseline data		Current Status		Proposed 2030 Target by the Sustainable Development Council	Proposed Target (Lead Ministry)	Comments
					Year	Value	Year	Value			
Goal 9. Build resilient infrastructure, promote inclusive and sustainable industrialization and foster innovation											
9.a Facilitate sustainable and resilient infrastructure development in developing countries through enhanced financial, technological and technical support to African countries, least developed countries, landlocked developing countries and small island developing States.	9.a.1 Total official international support (official development assistance plus other official flows) to infrastructure	USD (Million)	Ministry of Finance, Economic Stabilization and National Policies		2015	608.0941	2020	740.4122	1216.1882		Data available on Global Database https://dataexplorer.unescap.org/
Goal 10. Reduce inequality within and among countries											
10.1 By 2030, progressively achieve and sustain income growth of the bottom 40 per cent of the population at a rate higher than the national average.	10.1.1 Growth rates of household expenditure or income per capita among the bottom 40 per cent of the population										
	10.1.1 Growth Rate of Household Expenditure	As a percentage	Ministry of Finance, Economic Stabilization and National Policies		2013	Total: 7.8 Average bottom 40: 1.2	2019	Total: 0.79 Average bottom 40: 2.48			
	Growth Rate of per Capita Income	As a percentage	Ministry of Finance, Economic Stabilization and National Policies		2013	Total: 5.8 Average bottom 40: 10.5	2019	Total: 10.1 Average bottom 40: 11.1			
10.2 By 2030, empower and promote the social, economic and political inclusion of all, irrespective of age, sex, disability, race, ethnicity, origin, religion or economic or other status.	10.2.1 Proportion of people living below 50 per cent of median income, by sex, age and persons with disabilities	As a percentage	Ministry of Finance, Economic Stabilization and National Policies	Ministry of Women, Child Affairs and Social Empowerment	2013	13.5	2019	12..5	5.31		
10.4 Adopt policies, especially fiscal, wage and social protection policies, and progressively achieve greater equality.	10.4.1 Labor share of GDP, comprising wages and social protection transfers	As a percentage	Ministry of Finance, Economic Stabilization and National Policies	Ministry of Women, Child Affairs and Social Empowerment Ministry of Labour and Foreign	2015	27	2021	27.1	34.91		
	10.4.2.Redistributive impact of fiscal policy		Ministry of Finance, Economic Stabilization and National Policies								

SDG Target	SDG Indicator	Unit of Measurement	Lead Ministry	Co-Lead Ministry	Baseline data		Current Status		Proposed 2030 Target by the Sustainable Development Council	Proposed Target (Lead Ministry)	Comments
					Year	Value	Year	Value			
10.5 Improve the regulation and monitoring of financial markets and institutions and strengthen the implementation of such regulations.	10.5.1 Financial Soundness Indicators		Ministry of Finance, Economic Stabilization and National Policies								
10.a Stand for the principle of special and differential treatment for developing countries, in accordance with World Trade Organization agreements.	10.a.1 Proportion of tariff lines applied to imports from least developed countries and developing countries with zero-tariff		Ministry of Finance, Economic Stabilization and National Policies		Baseline data not available						
10.b Encourage official development assistance and financial flows, including foreign direct investment, to States where the need is greatest, in particular least developed countries, African countries, small island developing States and landlocked developing countries, in accordance with their national plans and programmes.	10.b.1 Total resource flows for development, by recipient and donor countries and type of flow (e.g. official development assistance, foreign direct investment and other flows)	USD (Million)	Ministry of Finance, Economic Stabilization and National Policies		2015	Total assistance for development (ODA+OOF+private, by recipient: 1153	2019	Total assistance for development (ODA+OOF+private, by recipient: 581	Total assistance for development (ODA+OOF+private, by recipient: 2306		Data available on Global Database https://dataexplorer.unescap.org/
10.c By 2030, reduce to less than 3 per cent the transaction costs of migrant remittances and eliminate remittance corridors with costs higher than 5 per cent.	10.c.1 Remittance costs as a proportion of the amount remitted	Percentage	Ministry of Finance, Economic Stabilization and National Policies		2015	5.57	2021	3.8	3		Data available on Global Database https://dataexplorer.unescap.org/
Goal 14. Conserve and sustainably use the oceans, seas and marine resources for sustainable development											
14.a Increase scientific knowledge, develop research capacity and transfer marine technology, taking into account the Intergovernmental Oceanographic Commission Criteria and Guidelines on the Transfer of Marine Technology, in order to improve ocean health and to enhance the contribution of marine biodiversity to the development of the country.	14.a.1 Proportion of total research budget allocated to research in the field of marine technology		Ministry of Finance, Economic Stabilization and National Policies	Ministry of Fisheries	Baseline data not available						

SDG Target	SDG Indicator	Unit of Measurement	Lead Ministry	Co-Lead Ministry	Baseline data		Current Status		Proposed 2030 Target by the Sustainable Development Council	Proposed Target (Lead Ministry)	Comments
					Year	Value	Year	Value			
Goal 15. Protect, restore and promote sustainable use of terrestrial ecosystems, sustainably manage forests, combat desertification, and halt and reverse land degradation and halt biodiversity loss											
15.9 By 2020, integrate ecosystem and biodiversity values into national and local planning, development processes, poverty reduction strategies and accounts.	15.9.1 (a) Availability of that established national targets in accordance with or similar to Aichi Biodiversity Target 2 of the Strategic Plan for Biodiversity 2011-2020 in their National Biodiversity Strategy and Action Plans (NBSAP) and the progress reported towards these targets; (b) Integration of biodiversity into national accounting and reporting systems, defined as implementation of the System of Environmental-Economic Accounting. (Revision)		Ministry of Finance, Economic Stabilization and National Policies	Ministry of Environment	Baseline data not available						
15.a: Mobilize and significantly increase financial resources from all sources to conserve and sustainably use biodiversity and ecosystems.	15.a.1 (a) Official development assistance on conservation and sustainable use of biodiversity, and (b) revenue generated and finance mobilised from biodiversity-relevant economic instruments. (Repeat 15.b.1)	USD Million	Ministry of Finance, Economic Stabilization and National Policies	Ministry of Environment	2015	32.26	2020	10.05	64.52		Data available on Global Database https://dataexplorer.unescap.org/
15.b: Mobilize significant resources from all sources and at all levels to finance sustainable forest management and provide adequate incentives to developing countries to advance such management, including for conservation and reforestation.	15.b.1 (a) Official development assistance on conservation and sustainable use of biodiversity, and (b) revenue generated and finance mobilised from biodiversity-relevant economic instruments. (Repeat 15.a.1)	USD Million	Ministry of Finance, Economic Stabilization and National Policies	Ministry of Environment	2015	32.26	2020	10.05	64.52		Data available on Global Database https://dataexplorer.unescap.org/
Goal 16. Promote peaceful and inclusive societies for sustainable development, provide access to justice for all and build effective, accountable and inclusive institutions at all											
16.6 Develop effective, accountable and transparent institutions at all levels.	16.6.1 Primary government expenditures as a proportion of original approved budget, by sector (or by budget codes or similar)	Percentage	Ministry of Finance, Economic Stabilization and National Policies		2015	112.60	2020	106.55	100.00		Data available on Global Database https://dataexplorer.unescap.org/

SDG Target	SDG Indicator	Unit of Measurement	Lead Ministry	Co-Lead Ministry	Baseline data		Current Status		Proposed 2030 Target by the Sustainable Development Council	Proposed Target (Lead Ministry)	Comments
					Year	Value	Year	Value			
Goal 17. Strengthen the means of implementation and revitalize the Global Partnership for Sustainable Development											
17.1 Strengthen domestic resource mobilization, including through international support to developing countries, to improve domestic capacity for tax and other revenue collection	17.1.1 Total government revenue as a proportion of GDP, by source	% of GDP	Ministry of Finance, Economic Stabilization and National Policies		2015	13	2020	9	20		Data available on Global Database https://dataexplorer.unescap.org/
	17.1.2 Proportion of domestic budget funded by domestic taxes	% of GDP	Ministry of Finance, Economic Stabilization and National Policies		2015	59	2020	35	74		Data available on Global Database https://dataexplorer.unescap.org/
17.2 Developed countries to implement fully their official development assistance commitments, including the commitment by many developed countries to achieve the target of 0.7 per cent of gross national income for official development assistance (ODA/GNI) to developing countries and 0.15 to 0.20 per cent of ODA/GNI to least developed countries; ODA providers are encouraged to consider setting a target to provide at least 0.20 per cent of ODA/GNI to least developed countries	17.2.1 Net official development assistance, total and to least developed countries, as a proportion of the Organization for Economic Cooperation and Development (OECD) Development Assistance Committee donors' gross national income (GNI)		Ministry of Finance, Economic Stabilization and National Policies		Baseline data not available						
17.3 Mobilize additional financial resources for developing countries from multiple sources	17.3.1 Additional financial resources mobilized for developing countries from multiple sources	% of GDP	Ministry of Finance, Economic Stabilisation and National Policies		Baseline data not available				1.26		
	17.3.2 Volume of remittances (in United States dollars) as a proportion of total GDP	% of GDP	Ministry of Finance, Economic Stabilization and	Ministry of Foreign Affairs	2015	8.7	2020	8.8	11.29		

SDG Target	SDG Indicator	Unit of Measurement	Lead Ministry	Co-Lead Ministry	Baseline data		Current Status		Proposed 2030 Target by the Sustainable Development Council	Proposed Target (Lead Ministry)	Comments
					Year	Value	Year	Value			
17.4 Assist developing countries in attaining long-term debt sustainability through coordinated policies aimed at fostering debt financing, debt relief and debt restructuring, as appropriate, and address the external debt of highly indebted poor countries to reduce debt distress	17.4.1 Debt service as a proportion of exports of goods and services	% of exports of goods, services and primary income	Ministry of Finance, Economic Stabilization and National Policies		2015	28.2	2020	33.5	6.2		
17.7 Promote the development, transfer, dissemination and diffusion of environmentally sound technologies on favourable terms, including on concessional and preferential terms, as mutually agreed.	17.7.1 Total amount of approved funding for Sri Lanka to promote the development, transfer, dissemination and diffusion of environmentally sound technologies		Ministry of Finance, Economic Stabilization and National Policies		Baseline data not available						
17.9 Enhance international support for implementing effective and targeted capacity-building to support national plans to implement all the sustainable development goals, including	17.9.1 Dollar value of financial and technical assistance (including through North-South, South-South and triangular cooperation) committed to developing countries		Ministry of Finance, Economic Stabilization and National Policies		Baseline data not available						
17.10 Promote a universal, rules-based, open, non-discriminatory and equitable multilateral trading system under the World Trade Organization, including through the conclusion of negotiations under its Doha Development Agenda.	17.10.1 Worldwide weighted tariff-average (import tariff)	Percentage	Ministry of Finance, Economic Stabilization and National Policies		2015	Most-favoured nation, worldwide weighted tariff-average, all products: 10.06 Preferential rate, weighted mean, all products: 9.31	2020	Most-favoured nation, worldwide weighted tariff-average, all products: 7.78 Preferential rate, weighted mean, all products: 7.37	Most-favoured nation, worldwide weighted tariff-average, all products: 0 Preferential rate, weighted mean, all products: 0		Data available on Global Database https://dataexplorer.unescap.org/
17.11 Significantly increase the exports of developing countries, in particular with a view to doubling the least developed countries' share of global exports by 2020.	17.11.1 Country share of global exports by product sector, level of goods processing and geographic region		Ministry of Finance, Economic Stabilization and National Policies		Baseline data not available						

SDG Target	SDG Indicator	Unit of Measurement	Lead Ministry	Co-Lead Ministry	Baseline data		Current Status		Proposed 2030 Target by the Sustainable Development Council	Proposed Target (Lead Ministry)	Comments
					Year	Value	Year	Value			
17.12 Realize timely implementation of duty-free and quota-free market access on a lasting basis	17.12.1 Weighted average tariffs faced by Sri Lanka	Percentage	Ministry of Finance, Economic Stabilization and National Policies		2015	Most-favoured nation, average tariff applied by developed countries, all products: 5.23 Public-private partnerships for infrastructure, commitment: 7.35	2020	Most-favoured nation, average tariff applied by developed countries, all products: 5.14 Public-private partnerships for infrastructure, commitment: 5.92	Most-favoured nation, average tariff applied by developed countries, all products: 0 Public-private partnerships for infrastructure, commitment: 0		Data available on Global Database https://dataexplorer.unescap.org/
17.13 Enhance global macroeconomic stability, including through policy coordination and policy coherence.	17.13.1 Macroeconomic Dashboard		Ministry of Finance, Economic Stabilization and National Policies								
17.14 Enhance policy coherence for sustainable development.	17.14.1 Degree of compliance with the mechanisms in place to enhance policy coherence of sustainable development		Ministry of Finance, Economic Stabilization and National Policies		Baseline data not available						
17.15 Respect each country's policy space and leadership to establish and implement policies for poverty eradication and sustainable development.	17.15.1 Extent of use of country-owned results frameworks and planning tools by providers of development cooperation		Ministry of Finance, Economic Stabilization and National Policies		Baseline data not available						
17.16 Enhance the global partnership for sustainable development, complemented by multi-stakeholder partnerships that mobilize and share knowledge, expertise, technology and financial resources, to support the achievement of the sustainable development goals in all countries, in particular developing countries.	17.16.1. Reporting progress in multi-stakeholder development effectiveness monitoring frameworks that support the achievement of the Sustainable Development Goals		Ministry of Finance, Economic Stabilization and National Policies	Ministry of Foreign Affairs	Baseline data not available						

SDG Target	SDG Indicator	Unit of Measurement	Lead Ministry	Co-Lead Ministry	Baseline data		Current Status		Proposed 2030 Target by the Sustainable Development Council	Proposed Target (Lead Ministry)	Comments
					Year	Value	Year	Value			
17.17 Encourage and promote effective public, public-private and civil society partnerships, building on the experience and resourcing strategies of partnerships.	17.17.1 Amount of United States Dollars committed to public-private partnerships in infrastructure (Energy, ICT, Transport, Water)		Ministry of Finance, Economic Stabilization and National Policies		Baseline data not available						
17.18 By 2020, enhance capacity-building support to developing countries, including for least developed countries and small island developing States, to increase significantly the availability of high-quality, timely and reliable data disaggregated by income, gender, age, race, ethnicity, migratory status, disability, geographic location and other characteristics relevant in national contexts.	17.18.1 Statistical capacity indicator for Sustainable Development Goal monitoring		Ministry of Finance, Economic Stabilization and National Policies		Baseline data not available						
	17.18.2.Availability of national statistical legislation that complies with the Fundamental Principles of Official Statistics		Ministry of Finance, Economic Stabilization and National Policies		Baseline data not available						
	17.18.3.Availability of national statistical plan that is fully funded and under implementation, by source of funding		Ministry of Finance, Economic Stabilization and National Policies		Baseline data not available						
17.19 By 2030, build on existing initiatives to develop measurements of progress on sustainable development that complement gross domestic product, and support statistical capacity-building in developing countries.	17.19.1 Dollar value of all resources made available to strengthen statistical capacity in Sri Lanka		Ministry of Finance, Economic Stabilization and National Policies		Baseline data not available						
	17.19.2 Status of conducting at least one population and housing census in the last 10 years; and (b) 100 per cent birth registration and 80 per cent death registration achieved	(Yes (1)/No (0))	Ministry of Finance, Economic Stabilization and National Policies		2012	1			1		Data available on Global Database https://dataexplorer.unescap.org/

National SDG Target Setting Template for Ministry of Agriculture



Sustainable Development Council of Sri Lanka
No. 1090, Sri Jayawardenapura Mawatha, Rajagiriya.



DRAFT TEMPLATE											
SDG Target	SDG Indicator	Unit of Measurement	Lead Ministry	Co-Lead Ministry	Baseline data		Current Status		Proposed 2030 Target by the Sustainable Development Council	Proposed Target (Lead Ministry)	Comments
					Year	Value	Year	Value			
Goal 2. End hunger, achieve food security and improved nutrition and promote sustainable agriculture											
2.1 By 2030, end hunger and ensure access by all people, in particular the poor and people in vulnerable situations, including infants, to safe, nutritious and sufficient food all year round	2.1.2 Prevalence of moderate or severe food insecurity in the population, based on the Food Insecurity Experience Scale (FIES)	Percentage (%)	Ministry of Agriculture	Ministry of Trade, Commerce and Food Security Ministry of Finance Economic Stabilization and National Policies Ministry of Women, Child Affairs and Social Empowerment Ministry of Health	2019	9.1			6.7		
2.3 By 2030, double the agricultural productivity and incomes of small-scale food producers, in particular women, indigenous peoples, family farmers, pastoralists and fishers, including through secure and equal access to land, other productive resources and inputs, knowledge, financial services, markets and opportunities for value addition and non-farm employment	2.3.1 Volume of production per labor unit by classes of farming/pastoral/forestry enterprise size	Labor productivity Rs/Head	Ministry of Agriculture	Ministry of Plantation Industries	Proxy data available. Target cannot be set based on the nature of the available data.						
	2.3.2 Average income of small-scale food producers, by sex and indigenous status	Average income(Rs/ac)	Ministry of Agriculture	Ministry of Plantation Industries	Proxy data available. Target cannot be set based on the nature of the available data.						

SDG Target	SDG Indicator	Unit of Measurement	Lead Ministry	Co-Lead Ministry	Baseline data		Current Status		Proposed 2030 Target by the Sustainable Development Council	Proposed Target (Lead Ministry)	Comments
					Year	Value	Year	Value			
2.4 By 2030, ensure sustainable food production systems and implement resilient agricultural practices that increase productivity and production, that help maintain ecosystems, that strengthen capacity for adaptation to climate change, extreme weather, drought, flooding and other disasters and that progressively improve land and soil quality	2.4.1 Proportion of agricultural area under productive and sustainable agriculture		Ministry of Agriculture	Ministry of Plantation Industries Ministry of Environment	Baseline data not available						
2.5 By 2020, maintain the genetic diversity of seeds, cultivated plants and farmed and domesticated animals and their related wild species, including through soundly managed and diversified seed and plant banks at the national, regional and international levels, and promote access to and fair and equitable sharing of benefits arising from the utilization of genetic resources and associated traditional knowledge, as internationally agreed	2.5.1 Number of (a) plant and (b) animal genetic resources for food and agriculture secured in either medium- or long-term conservation facilities	Number	Ministry of Agriculture	Ministry of Plantation Ministry of Wildlife and Forest Resources Conservation	a) 2020 b) 2020	a) Total: 16,253 b) 1. Small ruminant – sheep Semen – deep frozen - 50 embryo - 7 Live animals- 17 Ex situ(farming) 2. Large ruminant - cattle Semen – deep frozen- 15000 3. Poultry - Indigenous - Ex situ-			(a) plants: 24492		

SDG Target	SDG Indicator	Unit of Measurement	Lead Ministry	Co-Lead Ministry	Baseline data		Current Status		Proposed 2030 Target by the Sustainable Development Council	Proposed Target (Lead Ministry)	Comments
					Year	Value	Year	Value			
	2.5.2 Proportion of local breeds classified as being at risk of extinction	Number	Ministry of Agriculture	Ministry of Wildlife and Forest Resource Conservation	2020	1. Small ruminant – sheep Semen – deep frozen- 50 embryo - 7 Live animals- 17 Ex situ(farming) 2. Large ruminant - cattle Semen – deep frozen-			Sheep semen frozen: 29.6; embryo: 4.1; Live animals: 10.1; Cattle semen (deep frozen): 8878.4		
5.a Undertake reforms to give women equal rights to economic resources, as well as access to ownership and control over land and other forms of property, financial services, inheritance and natural resources, in accordance with national laws.	5.a.1.Proportion of total household engaged in agriculture with ownership or secure rights over agricultural land, by tenure type		Ministry of Agriculture	Ministry of Tourism and Lands	Baseline data not available						
Goal 12. Ensure sustainable consumption and production patterns											
12.3 By 2030, halve per capita global food waste at the retail and consumer levels and reduce food losses along production and supply chains, including post-harvest losses.	12.3.1.a Food loss index		Ministry of Agriculture	Ministry of Environment	Baseline data not available						
	12.3.1.b Food waste index		Ministry of Agriculture	Ministry of Environment	Baseline data not available						

SDG Target	SDG Indicator	Unit of Measurement	Lead Ministry	Co-Lead Ministry	Baseline data		Current Status		Proposed 2030 Target by the Sustainable Development Council	Proposed Target (Lead Ministry)	Comments
					Year	Value	Year	Value			
12.4By 2020, achieve the environmentally sound management of chemicals and all wastes throughout their life cycle, in accordance with agreed international frameworks, and significantly reduce their release to air, water and soil in order to minimize their adverse impacts on human health and the environment	12.4.1 Compliance with international multilateral environmental agreements on hazardous waste, and other chemicals that meet their commitments and obligations in transmitting information as required by each relevant agreement										
	12.4.1.b Compliance with Rotterdam Convention	Non-Statistical Data	Ministry of Agriculture	Ministry of Environment	2021	Designation of the focal point (position) Competent Authorities (position 1) Competent Authorities (position 2) Status of Ratification:19/01/2006			100%		

National SDG Target Setting Template for Ministry of Defence



Sustainable Development Council of Sri Lanka
No. 1090, Sri Jayawardenapura Mawatha, Rajagiriya.



DRAFT TEMPLATE


SDG Target	SDG Indicator	Unit of Measurement	Lead Ministry	Co-Lead Ministry	Baseline data		Current Status		Proposed 2030 Target by the Sustainable Development Council	Proposed Target (Lead Ministry)	Comments
					Year	Value	Year	Value			
Goal 1. End poverty in all its forms everywhere											
1.5 By 2030, build the resilience of the poor and those in vulnerable situations and reduce their exposure and vulnerability to climate-related extreme events and other economic, social and environmental shocks and disasters.	1.5.1 Number of deaths, missing persons and directly affected persons attributed to disasters per 100,000 population - Total	Per 100,000 population	Ministry of Defence	Ministry of Enironment, Ministry of Public administration, Home Affairs, Provincial Councils and Local Government	2015	2402.83	2020	3585.56	1792.78		We propose the target of reducing the current values to half
	1.5.3 Status of adoption and implementation of national disaster risk reduction strategies in line with the Sendai Framework for Disaster Risk Reduction 2015–2030	Index	Ministry of Defence	Ministry of Public Administration, Home Affairs, Provincial Councils and Local Government	2015	0.1	2020	0.9	1		Data available on Global Database https://dataexplorer.unescap.org/
Goal 11. Make cities and human settlements inclusive, safe, resilient and sustainable											
11.5 By 2030, significantly reduce the number of deaths and the number of people affected and substantially decrease the direct economic losses caused by disasters, including water-related disasters, with a focus on protecting the poor and people in vulnerable situations.	11.5.1. Number of deaths, missing persons and directly affected persons attributed to disasters per 100,000 population (Repeat 1.5.1/13.1.1)	Per 100,000 population	Ministry of Defence	Ministry of Environment	2015	2402.83	2020	3585.56	1792.78		We propose reducing the current values to half
	11.5.2 Direct economic loss attributed to disasters in relation to global gross domestic product (GDP)		Ministry of Defence		Baseline data not available						
	11.5.3 (a) Damage to critical infrastructure and (b) number of disruptions to basic services, attributed to disasters			Ministry of Defence		Baseline data not available					

SDG Target	SDG Indicator	Unit of Measurement	Lead Ministry	Co-Lead Ministry	Baseline data		Current Status		Proposed 2030 Target by the Sustainable Development Council	Proposed Target (Lead Ministry)	Comments
					Year	Value	Year	Value			
11.b By 2020, substantially increase the number of cities and human settlements adopting and implementing integrated policies and plans towards inclusion, resource efficiency, mitigation and adaptation to climate change, resilience to disasters, and develop and implement, in line with the Sendai Framework for Disaster Risk Reduction 2015–2030, holistic disaster risk management at all levels.	11.b.1 Degree of adoption and implementation national disaster risk reduction strategies in line with the Sendai Framework for Disaster Risk Reduction 2015–2030. (Repeat 1.5.3/13.1.2)	Index	Ministry of Defence	Ministry of Public Administration, Home Affairs, Provincial	2015	0.1	2020	0.925	1		Data available on Global Database https://dataexplorer.unescap.org/
	11.b.2 Proportion of local governments that adopt and implement local disaster risk reduction strategies in line with national disaster risk reduction strategies. (Repeat in 1.5.4/13.1.3)		Ministry of Defence	Ministry of Public Administration, Home Affairs, Provincial							
Goal 13. Take urgent action to combat climate change and its impacts											
13.1 Strengthen resilience and adaptive capacity to climate related hazards and natural disasters in all countries	13.1.1.Number of deaths, missing persons and directly affected persons attributed to disasters per 100,000 population (Repeat 1.5.1/11.5.1)	Per 100,000 population	Ministry of Defence	Ministry of Public Security Ministry of Public Administration, Home Affairs, Provincial Councils and Local	2015	2402.83	2020	3585.56	1792.78		We propose reducing the current values to half
	13.1.2 Degree of adopt and implement national disaster risk reduction strategies in line with the Sendai Framework for Disaster Risk Reduction 2015–2030 (Repeat 1.5.3/11.b.1)	Index	Ministry of Defence	Ministry of Public Administration, Home Affairs, Provincial Councils and Local Government	2015	0.1	2020	0.925	1		Data available on Global Database https://dataexplorer.unescap.org/

National SDG Target Setting Template for Ministry of Education



Sustainable Development Council of Sri Lanka
No. 1090, Sri Jayawardenapura Mawatha, Rajagiriya.



DRAFT TEMPLATE											
SDG Target	SDG Indicator	Unit of Measurement	Lead Ministry	Co-Lead Ministry	Baseline data		Current Status		Proposed 2030 Target by the Sustainable Development Council	Proposed Target (Lead Ministry)	Comments
					Year	Value	Year	Value			
Goal 4. Ensure inclusive and equitable quality education and promote lifelong learning opportunities for all											
4.1 By 2030, ensure that free, equitable and quality education at primary and secondary levels is completed by all children, leading to relevant and effective learning outcomes.	4.1.1 Proportion of children and young people: (a) in grades 2/3; (b) at the end of primary; and (c) at the end of lower secondary achieving at least a <i>minimum proficiency</i> * level in (i) reading and (ii) mathematics, by sex		Ministry of Education	Ministry of Women, Child Affairs and Social Empowerment	Baseline data not available						
	4.1.2 Completion rate (primary education, lower secondary education, upper secondary education)	Percentage (%)	Ministry of Education	Ministry of Women, Child Affairs and Social Empowerment							
	4.1.2.a Completion rate of primary education by sex, geographical location (urban/rural) , wealth (bottom/top wealth quintile) and others such as disability status, indigenous peoples and conflict-affected as data become available. (parity index).	Percentage (%)	Ministry of Education	Ministry of Women, Child Affairs and Social Empowerment	2015	92	2020	90	100		
	4.1.2.b Completion rate of lower secondary education by sex, geographical location (urban/rural) , wealth (bottom/top wealth quintile) and others such as disability status, indigenous peoples and conflict-affected as data become available. (parity index).	Percentage (%)	Ministry of Education	Ministry of Women, Child Affairs and Social Empowerment	2015	88	2020	87	100		
	4.1.2.c Completion rate of upper secondary education by sex, geographical location (urban/rural) , wealth (bottom/top wealth quintile) and others such as disability status, indigenous peoples and conflict-affected as data become available. (parity index).	Percentage (%)	Ministry of Education	Ministry of Women, Child Affairs and Social Empowerment	2015	75.89	2020	81.3	100		

SDG Target	SDG Indicator	Unit of Measurement	Lead Ministry	Co-Lead Ministry	Baseline data		Current Status		Proposed 2030 Target by the Sustainable Development Council	Proposed Target (Lead Ministry)	Comments
					Year	Value	Year	Value			
	4.2.2 Participation rate in organized learning (one year before the official primary entry age), by sex and age (parity index) Note: If the data collection is based on household surveys, suggested disaggregation levels are age, sex, location and income.	Percentage (%)	Ministry of Education	Ministry of Women, Child Affairs and Social Empowerment	2015	Total: 95.6 Male: 95 Female: 95.13	2016	Total: 97.7 Male: 97.4 Female: 98.1	100		
4.3 By 2030, ensure equal access for all women and men to affordable and quality technical, vocational and tertiary education, including university.	4.3.1 Participation rate of youth and adults in formal and non-formal education and training in the previous 12 months, by sex	Percentage (%)	Ministry of Education	Ministry of Youth and Sports	2011	3.33102	2018	3.87588	10.18840432		Data available on Global Database https://dataexplorer.unescap.org/
4.5 By 2030, eliminate gender disparities in education and ensure equal access to all levels of education and vocational training for the vulnerable, including persons with disabilities, indigenous peoples and children in vulnerable situations.	4.5.1 Parity indices (female/male, urban/rural, bottom/top wealth quintile and others such as disability status, indigenous peoples and conflict-affected, as data become available) for all education indicators on this list that can be disaggregated	Ratio	Ministry of Education (4.1.1.a, 4.1.2.a, 4.1.2.b, 4.1.2.c, 4.2.2, 4.3.1.a.1, 4.3.1.c, 4.a.1)	Ministry of Women, Child Affairs and Social Empowerment	2020	Participation rate in School education :1.4 Completion rate of primary education :1 Completion rate of lower secondary education: 1.04 Completion rate of upper secondary education: 1.08			1		
4.6 By 2030, ensure that all youth and a substantial proportion of adults, both men and women, achieve literacy and numeracy.	4.6.1 Percentage of population in a given age group achieving at least a fixed level of proficiency in functional (a) literacy and (b) numeracy skills		Ministry of Education	Ministry of Youth and Sports	Baseline data not available						

SDG Target	SDG Indicator	Unit of Measurement	Lead Ministry	Co-Lead Ministry	Baseline data		Current Status		Proposed 2030 Target by the Sustainable Development Council	Proposed Target (Lead Ministry)	Comments
					Year	Value	Year	Value			
4.7 By 2030, ensure that all learners acquire the knowledge and skills needed to promote sustainable development, including, among others, through education for sustainable development and sustainable lifestyles, human rights, gender equality, promotion of a culture of peace and non-violence, global citizenship and appreciation of cultural diversity and of culture's contribution to sustainable development	4.7.1 Extent to which (i) global citizenship education and (ii) education for sustainable development, including gender equality and human rights, are mainstreamed at all levels in: (a) national education policies, (b) curricula, (c) teacher education and (d) student assessment (Repeat 12.8.1 & 13.3.1)		Ministry of Education	Ministry of Justice Ministry of Buddhasasana, Religious and Cultural Affairs	Baseline data not available						
4.8 By 2030, expand access and opportunities to have Science, Technology, Engineering and Mathematics (STEM) education to all .(Localised Target)	4.8.1 Proportion of schools having resources for STEM education by Geographical location (district)	Percentage (%)	Ministry of Education	Ministry of Finance, Economic Stabilization and National Policies	2019	10					Integrate under 4.6 (proxy indicator 4.6.2) Since we have 1 data point only, the MoE will be better positioned to set target (it will depend on how many resources are being allocated to STEM)
4.a Build and upgrade education facilities that are child, disability and gender sensitive and provide safe, non-violent, inclusive and effective learning environments for all.	4.a.1 Proportion of schools with access to: (a) electricity; (b) the Internet for pedagogical purposes; (c) computers for pedagogical purposes; (d) adapted infrastructure and materials for students with disabilities; (e) basic drinking water; (f) single sex basic sanitation facilities; and (g) basic hand washing facilities (as per the WASH indicator definitions)		Ministry of Education	Ministry of Finance, Economic Stabilization and National Policies							
	4.a.1.a Proportion of schools with access to electricity by level of education (eg. Primary, Secondary)	Percentage (%)	Ministry of Education	Ministry of Power and Energy	2016	35.4			100		

SDG Target	SDG Indicator	Unit of Measurement	Lead Ministry	Co-Lead Ministry	Baseline data		Current Status		Proposed 2030 Target by the Sustainable Development Council	Proposed Target (Lead Ministry)	Comments
					Year	Value	Year	Value			
	4.a.1.b Proportion of schools with access to Internet for pedagogical purposes by level of education (eg. Primary, Secondary)	Percentage (%)	Ministry of Education	Ministry Technology	2018 2019 2019	Primary level: 15.84534; lower secondary level: 38.02 upper-secondary level: 45.46	2019	Primary level: 18.57019	100 100 100		Data available on Global Database https://dataexplorer.unescap.org/
	4.a.1.c Proportion of schools with access to computers for pedagogical purposes by level of education (eg. Primary, Secondary)	Percentage (%)	Ministry of Education	Ministry Technology	2016 2016 2016	Primary level: 35.52; lower secondary level: 58.76 upper-secondary level: 61.03	2019 2019 2019	Primary level: 56.34; lower secondary level: 76.55 upper-secondary level: 79.61	100 100 100		Data available on Global Database https://dataexplorer.unescap.org/
	4.a.1.d Proportion of schools with access to adapted infrastructure and materials for students with disabilities by level of education (eg. Primary, Secondary)		Ministry of Education	Ministry of Women, Child Affairs and Social Empowerment	Baseline data not available						
	4.a.1.e Proportion of schools with access to basic drinking water by level of education(eg. Primary, Secondary)	Percentage (%)	Ministry of Education	Ministry of Water Supply Ministry of Public Administration, Home Affairs, Provincial Councils and Local Government	2016	86.8			100		
	4.a.1.f Proportion of schools with access to single sex basic sanitation facilities by level of education (eg. Primary)	Percentage (%)	Ministry of Education	Ministry of Water Supply Ministry of Public Administration, Home Affairs, Provincial Councils and Local Government	2016	85.2			100		
	4.a.1.i Proportion of schools with access to basic hand washing facilities by level of education (eg. Primary, Secondary)		Ministry of Education	Ministry of Water Supply	Baseline data not available						

SDG Target	SDG Indicator	Unit of Measurement	Lead Ministry	Co-Lead Ministry	Baseline data		Current Status		Proposed 2030 Target by the Sustainable Development Council	Proposed Target (Lead Ministry)	Comments
					Year	Value	Year	Value			
4.c By 2030, substantially increase the supply of qualified teachers, including through international cooperation for teacher training in developing countries, especially least developed countries and small island developing States	4.c.1 Proportion of teachers in: (a) pre-primary; (b) primary; (c) lower secondary; and (d) upper secondary education who have received at least the minimum organized teacher training (e.g. pedagogical training) pre-service or in-service required for teaching at the relevant level in Sri Lanka		Ministry of Education								
	4.c.1.a Proportion of teachers in pre-primary who have received at least the minimum organized teacher training pre-service or in-service required for teaching by sex, level of education and type of institution (public/private).		Ministry of Education	Ministry of Women, Child Affairs and Social Empowerment	Baseline data not available						
	4.c.1.b Proportion of teachers in primary who have received at least the minimum organized teacher training pre-service or in-service required for teaching by sex, level of education and type of institution (public/private).	Percentage (%)	Ministry of Education	Ministry of Women, Child Affairs and Social Empowerment	2016	85.6			100		
	4.c.1.c Proportion of teachers in lower secondary who have received at least the minimum organized teacher training pre-service or in-service required for teaching by sex, level of education and type of institution (public/private).	Percentage (%)	Ministry of Education	Ministry of Women, Child Affairs and Social Empowerment	2016	84.7			100		
	4.c.1.d Proportion of teachers in upper secondary who have received at least the minimum organized teacher training pre-service or in-service required for teaching by sex, level of education and type of institution (public/private).	Percentage (%)	Ministry of Education	Ministry of Youth	2016	76.1			100		

SDG Target	SDG Indicator	Unit of Measurement	Lead Ministry	Co-Lead Ministry	Baseline data		Current Status		Proposed 2030 Target by the Sustainable Development Council	Proposed Target (Lead Ministry)	Comments
					Year	Value	Year	Value			
Goal 8. Promote sustained, inclusive and sustainable economic growth, full and productive employment and decent work for all											
8.6 By 2020, substantially reduce the proportion of youth not in employment, education or training.	8.6.1 Proportion of youth (aged 15-24 years) not in education, employment or training -Total	As a percentage	Ministry of Education	Ministry of Sports and Youth Affairs	2015	25.8	2021	19.4	16.77		
	Proportion of youth (aged 15-24 years) not in education, employment or training - female	As a percentage	Ministry of Education	Ministry of Sports and Youth Affairs	2015	34.6	2020	27.5	16.77		
	Proportion of youth (aged 15-24 years) not in education, employment or training -male	As a percentage	Ministry of Education	Ministry of Sports and Youth Affairs	2015	16.3	2020	15.3	16.77		
Goal 12. Ensure sustainable consumption and production patterns											
12.8 By 2030, ensure that people everywhere have the relevant information and awareness for sustainable development and lifestyles in harmony with nature	12.8.1 Extent to which (i) global citizenship education and (ii) education for sustainable development, are mainstreamed at all levels in: (a) national education policies, (b) curricula, (c) teacher education and (d) student assessment (Repeat 4.7.1 & 13.3.1)		Ministry of Education	Ministry of Environment	Baseline data not available						
Goal 13. Take urgent action to combat climate change and its impacts											
13.3 Improve education, awareness-raising and human and institutional capacity on climate change mitigation, adaptation, impact reduction and early warning.	13.3.1 Extent to which (i) global citizenship education and (ii) education for sustainable development are mainstreamed in (a) national education policies; (b) curricula; (c) teacher education; and (d) student assessment (Repeat 4.7.1/12.8.1)		Ministry of Education	Ministry of Defence	Baseline data not available						

National SDG Target Setting Template for Ministry of Environment



Sustainable Development Council of Sri Lanka
No. 1090, Sri Jayawardenapura Mawatha, Rajagiriya.



DRAFT TEMPLATE											
SDG Target	SDG Indicator	Unit of Measurement	Lead Ministry	Co-Lead Ministry	Baseline data		Current Status		Proposed 2030 Target by the Sustainable Development Council	Proposed Target (Lead Ministry)	Comments
					Year	Value	Year	Value			
Goal 9. Build resilient infrastructure, promote inclusive and sustainable industrialization and foster innovation											
9.4 By 2030, upgrade infrastructure and retrofit industries to make them sustainable, with increased resource-use efficiency and greater adoption of clean and environmentally sound technologies and industrial processes, with all countries taking action in accordance with their respective capabilities.	9.4.1 CO2 emission per unit of value added	Carbon dioxide (CO2) emissions per unit of manufacturing value added (Kg per 1 USD (2015) GDP)	Ministry of Environment	Ministry of Industries	2015	0.2	2019	0.1	0.1		Data available on Global Database https://dataexplorer.unescap.org/
Goal 11. Make cities and human settlements inclusive, safe, resilient and sustainable											
11.6 By 2030, reduce the adverse per capita environmental impact of cities, including by paying special attention to air quality and municipal and other waste management	11.6.2 Annual mean levels of fine particulate matter (e.g. PM2.5 and PM10) in cities (population weighted)	Particulate matter µg/m3	Ministry of Environment	Ministry of Defence	2019	Colombo Fort (PM 10): 80 µg/m ³ Battaramulla (PM 2.5): 21.10 µg/m3 Kandy (PM 10): 40.21 µg/m3 Kandy (PM 2.5): 44.51µg/m3	2021	Colombo Fort (PM 10): 50 µg/m3 Battaramulla (PM 2.5): 28 µg/m3 Kandy (PM 10): 38 µg/m3 Kandy (PM 2.5): 15 µg/m3	Colombo Fort (PM 10): 41 µg/m3 Battaramulla (PM 2.5): 23 µg/m3 Kandy (PM 10): 38 µg/m3 Kandy (PM 2.5): 12 µg/m3		
Goal 12. Ensure sustainable consumption and production patterns											
12.1 Formulate and implement a 10-year framework of programmes on sustainable consumption and production (SCP), in line with national priorities, and taking into consideration of national circumstances.	12.1.1 Availability of sustainable consumption and production (SCP) national action plans or SCP mainstreamed as a priority or a target into national policies	Non-Statistical Data	Ministry of Environment		2020	Available, National Policy on Sustainable Consumption and Production for Sri Lanka, approved by the Cabinet Ministrys on 29th October 2019					

SDG Target	SDG Indicator	Unit of Measurement	Lead Ministry	Co-Lead Ministry	Baseline data		Current Status		Proposed 2030 Target by the Sustainable Development Council	Proposed Target (Lead Ministry)	Comments
					Year	Value	Year	Value			
12.4By 2020, achieve the environmentally sound management of chemicals and all wastes throughout their life cycle, in accordance with agreed international frameworks, and significantly reduce their release to air, water and soil in order to minimize their adverse impacts on human health and the environment	12.4.1.a Compliance with Basel Convention:	Non-Statistical Data	Ministry of Environment		2020	Focal Point has been appointed Competent Authority appointed Reports submitted annually			100%		
	12.4.1.c Compliance with Stockholm Convention	Non-Statistical Data	Ministry of Environment		2020	Focal Point has been appointed Initial NIP submitted in 2007, Revised NIP in 2018, National report (4th reporting cycle) submitted.			100%		
	12.4.1.d Compliance with Montreal Protocol	Non-Statistical Data	Ministry of Environment		2020	Focal Point has been appointed Compliance with reporting requirements for production and consumption of ODS under article 7: available points-15 Submission of information on Licensing systems under article 4B: available points-5 Ratification status: Accession, Date: 12/15/1989			100%		

SDG Target	SDG Indicator	Unit of Measurement	Lead Ministry	Co-Lead Ministry	Baseline data		Current Status		Proposed 2030 Target by the Sustainable Development Council	Proposed Target (Lead Ministry)	Comments
					Year	Value	Year	Value			
	12.4.1.e Compliance with Minamata Convention	Non-Statistical Data	Ministry of Environment		2020	Focal Point has been appointed First biennial short report submitted in 2019, Minamata Initial Assessment Report submitted in 2019			100%		
	12.4.2 Hazardous waste generated per capita and proportion of hazardous waste treated, by type of treatment		Ministry of Environment	Ministry of Industries Ministry of Health Ministry of Urban Development and Housing	Baseline data not available						
12.5 By 2030, substantially reduce waste generation through prevention, reduction, recycling and reuse.	12.5.1 National recycling rate, tons of material recycled		Ministry of Environment	Ministry of Fisheries Ministry of Defence	Baseline data not available						
12.6 Encourage companies, especially large and transnational companies, to adopt sustainable practices and to integrate sustainability information into their reporting cycle.	12.6.1 Number of companies publishing sustainability reports by level of requirements(meet minimum or advanced),company size, sector (Note: Expand the existing reporting mechanism, including the GRI standards)	Number of Companies	Ministry of Environment		2020	National Green Reporting System and reporting guidelines were developed by the Ministry of Environment and 25 National Green Reports have been submitted by the registered companies with the National Green Reporting System of Sri Lanka from 2016 to 2020					Baseline data is to be revisited in compliance with other reporting standards (GRI)

SDG Target	SDG Indicator	Unit of Measurement	Lead Ministry	Co-Lead Ministry	Baseline data		Current Status		Proposed 2030 Target by the Sustainable Development Council	Proposed Target (Lead Ministry)	Comments
					Year	Value	Year	Value			
12.7 Promote public procurement practices that are sustainable, in accordance with national policies and priorities.	12.7.1 Degree of sustainable public procurement policies and action plan implementation	Non-Statistical Data	Ministry of Environment		2020	The National Policy on Green Procurement is in the draft stage Action Plan is yet to be developed					
Goal 13. Take urgent action to combat climate change and its impacts											
13.2 Integrate Climate Change measures into national policies, strategies and planning	13.2.1 Availability of nationally determined contributions, long-term strategies, national adaptation plans, strategies as reported in adaptation communications and national communications (Repeat 13.b.1)	Non-Statistical Data	Ministry of Environment	Ministry of Defence	2020	Available; National Adaptation Plan for Climate Change Impacts in Sri Lanka (2016 to 2025)					
	13.2.2 Total greenhouse gas emissions per year		Ministry of Environment		Baseline data not available						
13.a Access global climate financing mechanisms, particularly Green Climate Fund, for implementation of country's commitments in Climate Actions.	13.a.1 Amounts provided and mobilized in United States dollars per year in relation to the continued existing collective mobilization goal of the \$100 billion commitment through to 2025	USD Million	Ministry of Environment	Ministry of Finance Economic Stabilization and National Policies	2020	Strengthening Climate Resilience of Subsistence Farmers and Agricultural Plantation, Total project value: USD 49.0 m Strengthening the resilience of smallholder farmers in the Dry Zone to climate: Total project value: USD 52.1 m					We do not have data. However, we propose increasing by 33% the value of 2020.

SDG Target	SDG Indicator	Unit of Measurement	Lead Ministry	Co-Lead Ministry	Baseline data		Current Status		Proposed 2030 Target by the Sustainable Development Council	Proposed Target (Lead Ministry)	Comments
					Year	Value	Year	Value			
13.b Promote mechanisms for raising capacity for effective climate change-related planning and management in least developed countries and small island developing States, including focusing on women, youth and local and marginalized communities	13.b.1 Availability of nationally determined contributions, long-term strategies, national adaptation plans, strategies as reported in adaptation communications and national communications		Ministry of Environment		Baseline data not available						

SDG Target	SDG Indicator	Unit of Measurement	Lead Ministry	Co-Lead Ministry	Baseline data		Current Status		Proposed 2030 Target by the Sustainable Development Council	Proposed Target (Lead Ministry)	Comments
					Year	Value	Year	Value			
Goal 15. Protect, restore and promote sustainable use of terrestrial ecosystems, sustainably manage forests, combat desertification, and halt and reverse land degradation and halt biodiversity loss											
15.5 Take urgent and significant action to reduce the degradation of natural habitats, halt the loss of biodiversity and, by 2020, protect and prevent the extinction of threatened species.	15.5.1 Red List Index	Number	Ministry of Environment	Ministry of Wildlife and Forest Resources Conservation	Target cannot be set based on the available data		2012				
15.6 Promote fair and equitable sharing of the benefits arising from the utilization of genetic resources and promote appropriate access to such resources, as internationally agreed.	15.6.1 Availability of legislative, administrative and policy frameworks to ensure fair and equitable sharing of benefits	Non-Statistical Data	Ministry of Environment		2020	National Policy on Access to Biological material and Fair and Equitable Benefit Sharing has been formulated Material Transfer Agreements (for commercial and Non-commercial purposes) have been prepared					
15.8 By 2020, introduce measures to prevent the introduction and significantly reduce the impact of invasive alien species on land and water ecosystems and control or eradicate the priority species.	15.8.1 Availability of relevant national legislation and adequately resourcing the prevention or control of invasive alien species	Non-Statistical Data	Ministry of Environment	Ministry of Wildlife and Forest Resources Conservation	2020	The National Policy on Invasive Alien Species (IAS) and priority lists of Fauna and Flora have been prepared Pre and post Risk Assessment protocols are available					

National SDG Target Setting Template for Ministry of Fisheries



Sustainable Development Council of Sri Lanka
No. 1090, Sri Jayawardenapura Mawatha, Rajagiriya.



DRAFT TEMPLATE

SDG Target	SDG Indicator	Unit of Measurement	Lead Ministry	Co-Lead Ministry	Baseline data		Current Status		Proposed 2030 Target by the Sustainable Development Council	Proposed Target (Lead Ministry)	Comments
					Year	Value	Year	Value			
Goal 14. Conserve and sustainably use the oceans, seas and marine resources for sustainable development											
14.4 By 2022, effectively regulate harvesting and end overfishing, illegal, unreported and unregulated fishing and destructive fishing practices and implement science-based management plans, in order to restore fish stocks in the shortest time feasible, at least to levels that can produce maximum sustainable yield as determined by their biological characteristics.	14.4.1 Proportion of fish stocks within biologically sustainable levels	Percentage (%)	Ministry of Fisheries		2007	Lobster (Panulirus Homarus) stock assessment results in Hambanthota district, Sri Lanka from equilibrium Spawning Potential Ratio: 22 (Different series of data)	2020	Lobster (Panulirus Homarus) stock assessment results in Hambanthota district, Sri Lanka from equilibrium Spawning Potential Ratio: 27	32		Suggesting an increase of 25% over the extrapolated value for 2030 considering the current growth rate
14.6By 2022, prohibit certain forms of fisheries subsidies that contribute to overcapacity and overfishing, eliminate subsidies that contribute to illegal, unreported and unregulated fishing and refrain from introducing new such subsidies, recognizing that appropriate and effective special and differential treatment for developing and least developed countries should be an integral part of the World Trade Organization fisheries subsidies negotiation.	14.6.1 The level of compliance with the relevant laws and agreements by the Indian Ocean Tuna Commission on Fisheries Industry in Sri Lanka. (Proxy)	Percentage (%)	Ministry of Fisheries		2015	74	2020	86	100		
14.7 By 2030, increase the economic benefits from the sustainable use of marine resources, including through sustainable management of fisheries, aquaculture and tourism.	14.7.1Fisheries as a proportion of GDP in small island developing States, least developed countries and all countries (Proxy Indicator)	Percentage (%)	Ministry of Fisheries		2020	1.1	2021	1.1	1.14		

SDG Target	SDG Indicator	Unit of Measurement	Lead Ministry	Co-Lead Ministry	Baseline data		Current Status		Proposed 2030 Target by the Sustainable Development Council	Proposed Target (Lead Ministry)	Comments
					Year	Value	Year	Value			
14.b Provide access for small-scale artisanal fishers to marine resources and markets.	14.b.1 Degree of application of a legal/regulatory/ policy/institutional framework which recognizes and protects access rights for small-scale fisheries		Ministry of Fisheries		Baseline data not available						
14.c Enhance the conservation and sustainable use of oceans and their resources by implementing international law as reflected in United Nations Convention on the Law of the Sea (UNCLOS), which provides the legal framework for the conservation and sustainable use of oceans and their resources, as recalled in paragraph 158 of The Future We Want.	14.c.1 Degree of progress in ratifying, accepting and implementing through legal, policy and institutional frameworks, ocean-related instruments that implement international law, as reflected in the United Nations Convention on the Law of the Sea, for the conservation and sustainable use of the oceans and their resources	Non-Statistical Data	Ministry of Fisheries	Ministry of Environment Ministry of Wildlife and Forest Resources Ministry of Urban Development and Housing	2018	National Fisheries and Aquaculture Policy has been approved by the Cabinet of Ministries in 2018 Ratified Conventions: 3 ratified international conventions					

National SDG Target Setting Template for Ministry of Health



Sustainable Development Council of Sri Lanka
No. 1090, Sri Jayawardenapura Mawatha, Rajagiriya.



DRAFT TEMPLATE

SDG Target	SDG Indicator	Unit of Measurement	Lead Ministry	Co-Lead Ministry	Baseline data		Current Status		Proposed 2030 Target by the Sustainable Development Council	Proposed Target (Lead Ministry)	Comments
					Year	Value	Year	Value			
Goal 2. End hunger, achieve food security and improved nutrition and promote sustainable agriculture											
2.1 By 2030, end hunger and ensure access by all people, in particular the poor and people in vulnerable situations, including infants, to safe, nutritious and sufficient food all year round	2.1.1 Prevalence of undernourishment		Ministry of Health	Ministry of Women, Child Affairs and Social Empowerment Ministry of Agriculture	Baseline data not available						
2.2 By 2030, end all forms of malnutrition, including achieving, by 2025, the internationally agreed targets on stunting and wasting in children under 5 years of age, and address the nutritional needs of adolescent girls, pregnant and lactating women and older persons	2.2.1 Prevalence of stunting (height for age <-2 standard deviation from the median of the World Health Organization (WHO) Child Growth Standards) among children under 5 years of age	Percentage (%)	Ministry of Health	Ministry of Women, Child Affairs and Social Empowerment	2007	17	2016	17.3	10.38		
	2.2.2 Prevalence of malnutrition (weight for height >+2 or <-2 standard deviation from the median of the WHO Child Growth Standards) among children under 5 years of age, by type (wasting and overweight)	Percentage (%)	Ministry of Health	Ministry of Women, Child Affairs and Social Empowerment	2007	17.5	2016	17.1	10.26		
	2.2.3: Prevalence of anaemia in women aged 15 to 49 years, by pregnancy status (percentage)	Percentage (%)	Ministry of Health	Ministry of Women, Child Affairs and Social Empowerment	2015	33.8	2019	34.6	16.9		Data available on Global Database https://dataexplorer.unescap.org/
Goal 3. Ensure healthy lives and promote well-being for all at all ages											
3.1 By 2030, reduce the global maternal mortality ratio to less than 70 per 100,000 live births	3.1.1 Maternal mortality ratio	Per 100,000 live births in	Ministry of Health	Ministry of Women, Child Affairs and Social Empowerment	2015	33.7	2019	28.83	16	16	
	3.1.2 Proportion of births attended by skilled health personnel	Percentage (%)	Ministry of Health	Ministry of Women, Child Affairs and Social Empowerment	2016	99.5	2020	99.9	100	100	

SDG Target	SDG Indicator	Unit of Measurement	Lead Ministry	Co-Lead Ministry	Baseline data		Current Status		Proposed 2030 Target by the Sustainable Development Council	Proposed Target (Lead Ministry)	Comments
					Year	Value	Year	Value			
3.2 By 2030, end preventable deaths of newborns and children under 5 years of age, with all countries aiming to reduce neonatal mortality to at least as low as 12 per 1,000 live births and under-5 mortality to at least as low as 25 per 1,000 live births	3.2.1 Under-five mortality rate	Per 1,000 live births	Ministry of Health	Ministry of Women, Child Affairs and Social Empowerment	2013	9.8	2020	9.8	7	7	
	3.2.2 Neonatal mortality rate	Per 1,000 live births	Ministry of Health	Ministry of Women, Child Affairs and Social Empowerment	2013	5.9	2020	6.3	4	4	
3.3 By 2025, end AIDS, tuberculosis and malaria and reduce the prevalence of neglected tropical diseases and combat hepatitis, water-borne diseases and other communicable diseases.	3.3.1 Number of new HIV infections per 1,000 uninfected population, by sex, age and key populations	Per 1000 population	Ministry of Health	Ministry of Women, Child Affairs and Social Empowerment	2015	0.03	2020	0.01	<0.01 by 2030	<0.01 by 2030	
	3.3.2 Tuberculosis incidence per 100,000 population	Per 100,000 population	Ministry of Health		2015	65	2020	32.2	13	13	
	3.3.3 Malaria incidence per 1,000 population		Ministry of Health		Zero					Maintain zero indigenous malaria incidence	
	<u>3.3.4 Hepatitis B incidence per 100,000 population</u>		<u>Ministry of Health</u>		<u>Baseline to be established after doing a survey by Epidemiology Unit</u>						

SDG Target	SDG Indicator	Unit of Measurement	Lead Ministry	Co-Lead Ministry	Baseline data		Current Status		Proposed 2030 Target by the Sustainable Development Council	Proposed Target (Lead Ministry)	Comments
					Year	Value	Year	Value			
	3.3.5 Number of people requiring interventions against neglected tropical diseases(NTD)		Ministry of Health								
		Number of receiving treatments			Average of 2012 to 2015	41819	2020	34411	11756	Dengue: 21,000 by 2030	
	Rabies	Number of deaths due to Human Rabies			2017	23	2020	26	0	Rabies: Zero human rabies death by 2030	
	Filariasis	Number oof new lyphedema cases			2016	753	2020	523	0	Filariasis: Zero no. of new lymphedema by 2030	
	Leprosy	Number of receiving treatments			2016	1973	2020	1137	604	Leprosy: 1,000 by 2030	
	Leishmaniasis	Incidence of reported cases			2015	7.2			<1	Less than 1 per 100,000	
3.4 By 2030, reduce by one third premature mortality from non-communicable diseases through prevention and treatment and promote mental health and well-being	3.4.1 Mortality rate attributed to cardiovascular disease, cancer, diabetes or chronic respiratory disease (Proxy)	Per 10,000 Population in 30-69 years Age Group	Ministry of Health		2013	31.9	2014	31.9	22.2	25% reduction from the baseline value by 2030	Ministry may reduce 25% or use the regional reference as proposed in column K
	3.4.2 Suicide mortality rate	Per 10,000 Population	Ministry of Health	Ministry of Public Security Ministry of Defence	2015	14.5	2021	14.8	11.60	11.6	
3.5 Strengthen the prevention and treatment of substance abuse, including narcotic drug abuse and harmful use of alcohol	3.5.1 Coverage of treatment interventions (pharmacological, psychosocial and rehabilitation and aftercare services) for substance use disorders	As a percentage	Ministry of Health	Ministry of Public Security Ministry of Defence	2019	2.4			17.4% by 2030 (Drugs)	17.4% by 2030 (Drugs)	
	(2) alcohol and other psychoactive substances	As a percentage			2018	500%			10% by 2030 (Alcohol and other psychoactive substances)	10% by 2030 (Alcohol and other psychoactive substances)	

SDG Target	SDG Indicator	Unit of Measurement	Lead Ministry	Co-Lead Ministry	Baseline data		Current Status		Proposed 2030 Target by the Sustainable Development Council	Proposed Target (Lead Ministry)	Comments
					Year	Value	Year	Value			
	3.5.2 Alcohol per capita consumption (aged 15 years and older) within a calendar year in litres of pure alcohol	Litres per person	Ministry of Health	Ministry of Public Security Ministry of Defence	2016	4.3	2020	3.56	2.10	3.6 litres per person by 2030	
3.7 By 2030, ensure universal access to sexual and reproductive health-care services, including for family planning, information and education, and the integration of reproductive health into national strategies and programmes	3.7.1 Proportion of women of reproductive age (aged 15–49 years) who desire either to have no (additional) children or to postpone the next child and who are currently using any modern methods	As a percentage (%)	Ministry of Health	Ministry of Women, Child Affairs and Social Empowerment	2016	74.2	2020	79.5	100	81% by 2030	
	3.7.2 Adolescent birth rate (aged 15-19 years) per 1,000 women in that age group	Per 1,000 women	Ministry of Health	Ministry of Education Ministry of Women, Child Affairs and Social Empowerment	2016	30			11	25 per 1,000 by 2030	
3.8 Achieve universal health coverage, including financial risk protection, access to quality essential health-care services and access to safe, effective, quality and affordable essential medicines and vaccines for all	3.8.1 Coverage of essential health services	Index	Ministry of Health								
	3.8.1.1 Family planning: Percentage of women of reproductive age (15-49 years) who are married or in union who have their need for family planning satisfied with modern methods (SDG indicator 3.7.1)	As a percentage			2016	74.20%			81	81% by 2030	
	3.8.1.2 Pregnancy and delivery care: Percentage of women aged 15-49 years with a live birth in a given time period who received antenatal care four or more times (Antenatal care coverage - at least four visits (%))	As a percentage			2016	98.8			>99% by 2030	>99% by 2030	
	3.8.1.3 Child immunization: Percentage of infants receiving three doses of diphtheria-tetanus-pertussis containing vaccine	As a percentage			2016	DPT3 - 97%	2019	98% (EPID)	100	100% by 2030	

SDG Target	SDG Indicator	Unit of Measurement	Lead Ministry	Co-Lead Ministry	Baseline data		Current Status		Proposed 2030 Target by the Sustainable Development Council	Proposed Target (Lead Ministry)	Comments
					Year	Value	Year	Value			
	3.8.1.4 Child treatment: Percentage of children under 5 years of age with suspected pneumonia (cough and difficult breathing NOT due to a problem in the chest and blocked nose) in the two weeks preceding the survey taken to an appropriate health facility or provider (Care-seeking for symptoms of Acute Respiratory Infections (ARI))	As a percentage			2016	52.3			80	Yet to be decided	
	3.8.1.5 Tuberculosis: Percentage of incident TB cases that are detected and successfully treated	As a percentage			2016	84.6	2020	84.2	> or = 90% by 2030	> or = 90% by 2030	
	3.8.1.6 HIV/AIDS: Percentage of people living with HIV currently receiving antiretroviral therapy (Antiretroviral therapy (ART) coverage)	As a percentage			2016	15.3	2020	51.72	> 90.0% by 2030	> 90.0% by 2030	
	3.8.1.8 Water and sanitation: Percentage of population using improved sanitation facilities (Population using safely managed sanitation services)	As a percentage		Ministry of Water Supply	2016	91.2			98	98% by 2030	
	3.8.1.8 Population using safely managed drinking-water service	As a percentage		Ministry of Water Supply	2016	90.4			100	100% by 2030	
	3.8.1.9 Hypertension: Age standardized prevalence of non-raised blood pressure (systolic blood pressure < 140 mm Hg or diastolic blood pressure < 90 mm Hg) among adults aged 18 years and older (Hypertension treatment coverage)	As a percentage			2015	74			85	80% by 2030	
	3.8.1.10 Diabetes: Age-standardized mean fasting plasma glucose (mmol/L) for adults aged 25 years and older (Diabetes treatment coverage)	mg/dl			2015	81.6% mg/dl in				80 mg/dl by 2030	
	3.8.1.11 Tobacco: Age standardized prevalence of persons aged 18-69 years not currently using tobacco products	As a percentage		Ministry of Public Security	2015	74.2			90	90% by 2030	

SDG Target	SDG Indicator	Unit of Measurement	Lead Ministry	Co-Lead Ministry	Baseline data		Current Status		Proposed 2030 Target by the Sustainable Development Council	Proposed Target (Lead Ministry)	Comments
					Year	Value	Year	Value			
	3.8.1.12 State hospital beds per capita, relative to a maximum threshold of 18 per 10,000 population	As a percentage			2016	100	2019	100	100	Maintain at same level by 2030	
	3.8.1.13 Health worker density and distribution- Health professionals in the state sector (physicians, psychiatrists, and surgeons) per capita, relative to maximum thresholds for each cadre (part of SDG indicator 3.c.1) Thresholds Physicians- 0.9 per 1,000 Psychiatrists- 1 per 100,000 Surgeons- 14 per 100,000	As a percentage		Ministry of Labour and Foreign Employment	2016	Physicians: 99.45% Psychiatrists: 30% Surgeons: 16.4%	2018	Physicians: 100% Psychiatrists: 40% Surgeons: 16.4%	Physicians:100% Psychiatrists: 100% Surgeons: 27.14%by 2030	Physicians:100% Psychiatrists: 100% Surgeons: 27.14%by 2030	
	3.8.1.14 International Health Regulations (IHR) core capacity index, which is the average percentage of attributes of 13 core capacities that have been attained	As a percentage			2018	4300%	2020	62	75	70% by 2030	
	3.8.2 Proportion of population with large household expenditures on health as a share of total household expenditure or income	As a percentage			2013	> 10% - 0.06 > 25% - 0.01 in			> 10%: 5%; > 25%: 0.6%	Maintain at the same level by 2030	
3.9 Proportion of population with large household expenditures on health as a share of total household expenditure or income	3.9.1 Mortality rate attributed to household and ambient air pollution	Ratio	Ministry of Health	Ministry of Environment	2016	89			75	75 by 2030	
	3.9.2 Mortality rate attributed to unsafe water, unsafe sanitation and lack of hygiene (exposure to unsafe Water, Sanitation and Hygiene for All (WASH) services)		Ministry of Health	Ministry of Water Supply Ministry of Urban Development and Housing	Baseline data not available						
	3.9.3 Mortality rate attributed to unintentional poisoning	Per 100,000 population	Ministry of Health	Ministry of Industries	2013	0.63			0.63	Maintain at the same level by 2030	

SDG Target	SDG Indicator	Unit of Measurement	Lead Ministry	Co-Lead Ministry	Baseline data		Current Status		Proposed 2030 Target by the Sustainable Development Council	Proposed Target (Lead Ministry)	Comments
					Year	Value	Year	Value			
3.a Strengthen the implementation of the World Health Organization Framework Convention on Tobacco Control in all countries, as appropriate	3.a.1 Age-standardized prevalence of current tobacco use among persons aged 15 years and older	As a percentage	Ministry of Health	Ministry of Public Security Ministry of Defence	2015	25.80%			10%	10% by 2030	
3.b Support the research and development of vaccines and medicines for the communicable and non-communicable diseases that primarily affect developing countries, provide access to affordable essential medicines and vaccines, in accordance with the Doha Declaration on the TRIPS Agreement and Public Health, which affirms the right of developing countries to use to the full the provisions in the Agreement on Trade-Related Aspects of Intellectual Property Rights regarding flexibilities to protect public health, and, in particular, provide access to medicines for all	3.b.1: Total net official development assistance to medical research and basic health sectors	As a percentage	Ministry of Health	Ministry of Education Ministry of Defence	2016	BCG: 99.2% PENTA 3: 97% Polio 3: 96% MCV 2: 99% Tetanus toxoid: 96.2% HPV 2: 0	2019	BCG: 99% PENTA: 98% Polio 3: 98% MCV 2: 97% Tetanus toxoid: 98% HPV 2: 58%	BCG: 100% PENTA 3: 100% Polio 3: 100% MCV 2: 100% Tetanus toxoid: 100% HPV 2: 100% by 2030	BCG: 100% PENTA 3: 100% Polio 3: 100% MCV 2: 100% Tetanus toxoid: 100% HPV 2: 100% by 2030	
	3.b.3. Availability of essential medicines and commodities	As a percentage	Ministry of Health		2017	50% Public: 100.0% Private: 95.29% 75% Public: 82.16% Private: 80.26% 90% Public: 21.44% Private: 53.04%			50% Public: 100.0% Private: 95.29% 75% Public: 82.16% Private: 80.26% 90% Public: 21.44% Private: 53.04%	Maintain at same level by 2030	
3.c Substantially increase health financing and the recruitment, development, training and retention of the health workforce in developing countries, especially in least developed countries and small island developing States	3.c.1 Health worker density and distribution	Per 1,000 population	Ministry of Health	Ministry of Finance, Economic Stabilization and National Policies Ministry of Labour and Foreign	2016	Physicians: 0.895 Dental Surgeons: 0.09 Midwives/Nurses : 2.428 Pharmacists: 0.142	2019	Physicians: 0.920 Dental Surgeons: 0.08 Midwives/Nurses: 2.49 Pharmacists: 0.16	Physicians: 1.79 Dental Surgeons: 0.14 Midwives/Nurses: 3.82 Pharmacists: 0.47 by 2030	Physicians: 1.79 Dental Surgeons: 0.14 Midwives/Nurses: 3.82 Pharmacists: 0.47 by 2030	
3.d Strengthen the capacity of all countries, in particular developing countries, for early warning, risk reduction and management of national and global health risks	3.d.1 International Health Regulations (IHR) capacity and health emergency preparedness	As a percentage	Ministry of Health	Ministry of Public Security Ministry of	2016	43%	2020	62%	70%	70% by 2030	
	3.d.2: Percentage of bloodstream infections due to selected antimicrobial-resistant organisms		Ministry of Health		Baseline data not available						


SDG Target	SDG Indicator	Unit of Measurement	Lead Ministry	Co-Lead Ministry	Baseline data		Current Status		Proposed 2030 Target by the Sustainable Development Council	Proposed Target (Lead Ministry)	Comments
					Year	Value	Year	Value			
Goal 5. Achieve gender equality and empower all women and girls											
5.6 Ensure universal access to sexual and reproductive health and reproductive rights as agreed in accordance with the Programme of Action of the International Conference on Population and Development and the Beijing Platform for Action and the outcome documents of their review conferences	5.6.1 Proportion of women aged 15–49 years who make their own informed decisions regarding sexual relations, contraceptive use and reproductive health care	Percentage (%)	Ministry of Health	Ministry of Women, Child Affairs and Social Empowerment	2016	54.3			67.9		We do not have enough data. However, we porpose an increase of 25%

National SDG Target Setting Template for Ministry of Industries



Sustainable Development Council of Sri Lanka

No. 1090, Sri Jayawardenapura Mawatha, Rajagiriya.



DRAFT TEMPLATE


SDG Target	SDG Indicator	Unit of Measurement	Lead Ministry	Co-Lead Ministry	Baseline data		Current Status		Proposed 2030 Target by the Sustainable Development Council	Proposed Target (Lead Ministry)	Comments
					Year	Value	Year	Value			
Goal 8. Promote sustained, inclusive and sustainable economic growth, full and productive employment and decent work for all											
8.4 Improve progressively, through 2030, global resource efficiency in consumption and production and endeavour to decouple economic growth from environmental degradation, in accordance with the 10-Year Framework of Programmes on Sustainable Consumption and Production, with developed countries taking the lead.	8.4.1 Material footprint, material footprint per capita, and material footprint per GDP	Tons per capita	Ministry of Industries	Ministry of Environment Ministry of Finance, Economic Stabilization and National Policies	2015	3.93	2017	4.11	3.21		Data available on Global Database https://dataexplorer.unescap.org/
	8.4.2 Domestic material consumption, domestic material consumption per capita, and domestic material consumption per GDP	Tons per capita	Ministry of Industries	Ministry of Environment Ministry of Finance, Economic Stabilization and National Policies	2015	4.96	2019	3.05	4.02		Data available on Global Database https://dataexplorer.unescap.org/
Goal 9. Build resilient infrastructure, promote inclusive and sustainable industrialization and foster innovation											
9.2 Promote inclusive and sustainable industrialization and, by 2030, significantly raise industry's share of employment and gross domestic product, in line with national circumstances, and double its share in least developed countries.	9.2.1 Manufacturing value added as a proportion of GDP and per capita	As a percentage of GDP	Ministry of Industries	Ministry of Finance, Economic Stabilization and National Policies	2015	16.2	2021	17.1	21.88		
		Manufacturing value added per capita (\$)	Ministry of Industries	Ministry of Finance, Economic Stabilization and National Policies	2015	656.4	2021	746.9	820		
	9.2.2 Manufacturing employment as a proportion of total employment	As a % of Total Employment	Ministry of Industries		2015	18	2021	16.8	36		
9.3 Increase the access of small-scale industrial and other enterprises, in particular in developing countries, to financial services, including affordable credit, and their integration into value chains and markets.	9.3.1 Proportion of small-scale industries in total industry value added	As a percentage of total industry value added	Ministry of Industries		2014	2.7					
	9.3.2 Proportion of small-scale industries with a loan or line of credit		Ministry of Industries	Ministry of Finance, Economic Stabilization and National Policies	Baseline data not available						

SDG Target	SDG Indicator	Unit of Measurement	Lead Ministry	Co-Lead Ministry	Baseline data		Current Status		Proposed 2030 Target by the Sustainable Development Council	Proposed Target (Lead Ministry)	Comments
					Year	Value	Year	Value			
9.b Support domestic technology development, research and innovation in developing countries, including by ensuring a conducive policy environment for, inter alia, industrial diversification and value addition to commodities.	9.b.1 Proportion of medium and high-tech industry value added in total value added	% of total manufacturing value added	Ministry of Industries	Ministry of Technology	2015	10.19	2019	7.74	16.857993		Data available on Global Database https://dataexplorer.unescap.org/
Goal 12. Ensure sustainable consumption and production patterns											
12.2 By 2030, achieve the sustainable management and efficient use of natural resources.	12.2.1 Material footprint, material footprint per capita, and material footprint per GDP (Repeat 8.4.1)	Tons per capita	Ministry of Industries	Ministry of Environment Ministry of Finance, Economic Stabilization and National Policies	2015	Tons per capita: 3.929 Kg per 1 USD (2010) GDP: 1.064	2017	Tons per capita: 4.109 Kg per 1 USD (2010) GDP: 1.039	Tons per capita: 3.21; Kg per 1 USD (2010) GDP: 0.68		Data available on Global Database https://dataexplorer.unescap.org/
	12.2.2 Domestic material consumption, domestic material consumption per capita, and domestic material consumption per GDP (Repeat 8.4.2)	Tons per capita	Ministry of Industries	Ministry of Environment Ministry of Finance, Economic Stabilization and National Policies	2015	Tons per capita: 4.96 Kg per 1 USD (2010) GDP: 1.29	2019	Tons per capita: 3.05 Kg per 1 USD (2010) GDP: 0.71	Tons per capita: 4.02; Kg per 1 USD (2010) GDP: 0.54		Data available on Global Database https://dataexplorer.unescap.org/

National SDG Target Setting Template for Ministry of Justice, Prisons Affairs and Constitutional Reforms



Sustainable Development Council of Sri Lanka
No. 1090, Sri Jayawardenapura Mawatha, Rajagiriya.




DRAFT TEMPLATE

SDG Target	SDG Indicator	Unit of Measurement	Lead Ministry	Co-Lead Ministry	Baseline data		Current Status		Proposed 2030 Target by the Sustainable Development Council	Proposed Target (Lead Ministry)	Comments
					Year	Value	Year	Value			
Goal 5. Achieve gender equality and empower all women and girls											
5.6 Ensure universal access to sexual and reproductive health and reproductive rights as agreed in accordance with the Programme of Action of the International Conference on Population and Development and the Beijing Platform for Action and the outcome documents of their review conferences	5.6.2 Number of countries with laws and regulations that guarantee full and equal access to women and men aged 15 years and older to sexual and reproductive health care, information and education		Ministry of Justice, Prisons Affairs and Constitutional Reforms	Ministry of Women, Child Affairs and Social Empowerment	Baseline data not available						
5.a Undertake reforms to give women equal rights to economic resources, as well as access to ownership and control over land and other forms of property, financial services, inheritance and natural resources, in accordance with national laws.	5.a.2.Proportion of countries where the legal framework (including customary law) guarantees women’s equal rights to land ownership and/or control		Ministry of Justice, Prisons Affairs and Constitutional Reforms	Ministry of Tourism and Lands	Baseline data not available						
Goal 10. Reduce inequality within and among countries											
10.3 Ensure equal opportunity and reduce inequalities of outcome, including by eliminating discriminatory laws, policies and practices and promoting appropriate legislation, policies and action in this regard.	10.3.1 Proportion of population reporting having personally felt discriminated against or harassed in the previous 12 months on the basis of a ground of discrimination prohibited under international human rights law (Repeat 16.b.1)		Ministry of Justice, Prisons Affairs and Constitutional Reforms	Human Rights Commission	Baseline data not available						
Goal 16. Promote peaceful and inclusive societies for sustainable development, provide access to justice for all and build effective, accountable and inclusive institutions at all											
16.3 Promote the rule of law at the national and international levels and ensure equal access to justice for all.	16.3.1 Proportion of victims of violence in the previous 12 months who reported their victimization to competent authorities or other officially recognized conflict resolution mechanisms		Ministry of Justice, Prisons Affairs and Constitutional Reforms		Baseline data not available						
	16.3.2 Unsentenced detainees as a proportion of overall prison population	As a proportion of overall population (%)	Ministry of Justice, Prisons Affairs and Constitutional Reforms		2015	65.37	2020	64.58	32.32		

National SDG Target Setting Template for Ministry of Labour and Foreign Employment



Sustainable Development Council of Sri Lanka
No. 1090, Sri Jayawardenapura Mawatha, Rajagiriya.



DRAFT TEMPLATE

SDG Target	SDG Indicator	Unit of Measurement	Lead Ministry	Co-Lead Ministry	Baseline data		Current Status		Proposed 2030 Target by the Sustainable Development Council	Proposed Target (Lead Ministry)	Comments
					Year	Value	Year	Value			
Goal 5. Achieve gender equality and empower all women and girls											
5.5 Ensure women’s full and effective participation and equal opportunities for leadership at all levels of decision-making in political, economic and public life.	5.5.2 Proportion of women in managerial positions (public sector)	Percentage (%)	Ministry of Labour and Foreign Employment	Ministry of Women, Child Affairs and Social Empowerment	2016	25.6	2021	21.8	50		
Goal 8. Promote sustained, inclusive and sustainable economic growth, full and productive employment and decent work for all											
8.5 By 2030, achieve full and productive employment and decent work for all women and men, including for young people and persons with disabilities, and equal pay for work of equal value.	8.5.1 Average hourly earnings of female and male employees, by sex, occupation, age and persons with disabilities		Ministry of Labour and Foreign Employment	Ministry of Finance, Economic Stabilization and National Policies							
8.8 Protect labour rights and promote safe and secure working environments for all workers, including migrant workers, in particular women migrants, and those in precarious employment.	8.8.1 Frequency rates of fatal and non-fatal occupational injuries, by sex and migrant status	Per 100 000 employees	Ministry of Labour and Foreign Employment		2015 2015	Fatal: 0.97 Non-Fatal: 16.77	2020 2020	Fatal: 0.98 Non-Fatal: 13.61	Fatal: 0.42; Non-Fatal: 7.26		Data available on Global Database https://dataexplorer.unescap.org/
	8.8.2 Increase in national compliance of labor rights (freedom of association and collective bargaining) based on International Labor Organization (ILO) textual sources and national legislation, by sex and migrant status	Index (Score from 0 (better) to 10 (worse) compliance with labour rights)	Ministry of Labour and Foreign Employment		2015	2.22	2020	2.41	0		Data available on Global Database https://dataexplorer.unescap.org/
Goal 10. Reduce inequality within and among countries											
10.7 Facilitate orderly, safe, regular and responsible migration and mobility of people, including through the implementation of planned and well-managed migration policies.	10.7.1 Recruitment cost borne by employee as a proportion of monthly income earned in country of destination		Ministry of Labour and Foreign Employment		Baseline data not available						
	10.7.2 Degree of compliance with migration policies that facilitate orderly, safe, regular and responsible migration and mobility of people		Ministry of Labour and Foreign Employment		Baseline data not available						
	10.7.3 Number of people who died or disappeared in the process of migration towards an intentional destination		Ministry of Labour and Foreign Employment		Baseline data not available						

National SDG Target Setting Template for Ministry of Power and Energy



Sustainable Development Council of Sri Lanka
No. 1090, Sri Jayawardenapura Mawatha, Rajagiriya.



DRAFT TEMPLATE


SDG Target	SDG Indicator	Unit of Measurement	Lead Ministry	Co-Lead Ministry	Baseline data		Current Status		Proposed 2030 Target by the Sustainable Development Council	Proposed Target (Lead Ministry)	Comments
					Year	Value	Year	Value			
Goal 7. Ensure access to affordable, reliable, sustainable and modern energy for all											
7.1 By 2030, ensure universal access to affordable, reliable and modern energy services.	7.1.1 Proportion of population with access to electricity	Percentage (%)	Ministry of Power and Energy		2012	87	2019	99.3	100		
	7.1.2 Proportion of population with primary reliance on clean fuels and technology	% of population	Ministry of Power and Energy		2015	25.75	2020	32.20	100		Data available on Global Database https://dataexplorer.unescap.org/
7.2 By 2030, increase substantially the share of renewable energy in the global energy mix	7.2.1 Renewable energy share in the total electricity generation by source (hydro, solid biofuels, wind, solar, liquid biofuels, biogas, geothermal, marine and waste) (Proxy indicator)	Percentage (%)	Ministry of Power and Energy		2015	Renewable energy share as a percentage of total electricity generation (Proxy): Hydro: 45.18 Solar: 0.31 Biomass: 0.43 Wind: 2.60 Other: 51.48	2019	Renewable energy share as a percentage of total electricity generation (Proxy): Hydro: 28.71 Solar: 2.99 Biomass: 0.70 Wind: 2.08 Other: 65.53	58.84		
	7.2.2 Renewable energy share in the final energy consumption		Ministry of Power and Energy		Baseline data not available						
7.3 By 2030, double the global rate of improvement in energy efficiency	7.3.1 Energy intensity measured in terms of primary energy and GDP	Toe per million LKR of GDP	Ministry of Power and Energy		2015	Primary Energy Intensity: 24.88	2019	Primary Energy Intensity: 22.54			
7.b By 2030, expand infrastructure and upgrade technology for supplying modern and sustainable energy services.	7.b.1 Installed renewable energy-generating capacity in Sri Lanka (in watts per capita) (Repeat 12.a.1)	Per capita Watts	Ministry of Power and Energy		2015	88.7	2019	107.01	463.72		

SDG Target	SDG Indicator	Unit of Measurement	Lead Ministry	Co-Lead Ministry	Baseline data		Current Status		Proposed 2030 Target by the Sustainable Development Council	Proposed Target (Lead Ministry)	Comments
					Year	Value	Year	Value			
Goal 12. Ensure sustainable consumption and production patterns											
12.a Strengthen the scientific and technological capacity to move towards more sustainable patterns of consumption and production with international cooperation.	12.a.1 Installed renewable energy generating capacity in developing countries (in Watts per capita) (Repeat 7.b.1)	Watts per capita	Ministry of Power and Energy	Ministry of Technology	2015	88.7	2019	107.01	463.72		
12.c Rationalize inefficient fossil-fuel subsidies that encourage wasteful consumption by removing market distortions, in accordance with national circumstances, including by restructuring taxation and phasing out those harmful subsidies, where they exist, to reflect their environmental impacts, taking fully into account the specific needs and conditions of developing countries and minimizing the possible adverse impacts on their development in a manner that protects the poor and the affected communities.	12.c.1 Amount of fossil-fuel subsidies per unit of GDP (production and consumption) and as a proportion of total national expenditure on fossil fuels	Billions of nominal USD	Ministry of Power and Energy	Ministry of Finance Economic Stabilization and National Policies	2015	0.18293	2020	0.27191	0		Data available on Global Database https://dataexplorer.unescap.org/

National SDG Target Setting Template for Ministry of Public Administration, Home Affairs, Provincial Councils and Local Government



Sustainable Development Council of Sri Lanka
No. 1090, Sri Jayawardenapura Mawatha, Rajagiriya.



DRAFT TEMPLATE

SDG Target	SDG Indicator	Unit of Measurement	Lead Ministry	Co-Lead Ministry	Baseline data		Current Status		Proposed 2030 Target by the Sustainable Development Council	Proposed Target (Lead Ministry)	Comments
					Year	Value	Year	Value			
Goal 1. End poverty in all its forms everywhere											
1.5 By 2030, build the resilience of the poor and those in vulnerable situations and reduce their exposure and vulnerability to climate-related extreme events and other economic, social and environmental shocks and disasters.	1.5.4 Proportion of local governments that adopt and implement local disaster risk reduction strategies in line with national disaster risk reduction strategies		Ministry of Public Administration, Home Affairs, Provincial Councils and Local Government	Ministry of Defence	Baseline data not available						
Goal 6. Ensure availability and sustainable management of water and sanitation for all											
6.b Support and strengthen the participation of local communities in improving water and sanitation management	6.b.1 Proportion of local administrative units with established and operational policies and procedures for participation of local communities in water and sanitation management		Ministry of Public Administration, Home Affairs, Provincial Councils and Local Government	Ministry of Water Supply	Baseline data not available						
Goal 11. Make cities and human settlements inclusive, safe, resilient and sustainable											
11.6 By 2030, reduce the adverse per capita environmental impact of cities, including by paying special attention to air quality and municipal and other waste management.	11.6.1 Proportion of urban solid waste regularly collected and with adequate final discharge out of total urban solid waste generated, by cities		Ministry of Public Administration, Home Affairs, Provincial Councils and Local Government	Ministry of Urban Development and Housing	Baseline data not available						
Goal 13. Take urgent action to combat climate change and its impacts											
13.1 Strengthen resilience and adaptive capacity to climate related hazards and natural disasters in all countries	13.1.3 Proportion of local governments that adopt and implement local disaster risk reduction strategies in line with national disaster risk reduction strategies (Repeat 1.5.4/11.b.2)		Ministry of Public Administration, Home Affairs, Provincial Councils and Local Government	Ministry of Defence	Baseline data not available						
Goal 16. Promote peaceful and inclusive societies for sustainable development, provide access to justice for all and build effective, accountable and inclusive institutions at all											
16.6 Develop effective, accountable and transparent institutions at all levels.	16.6.2 Proportion of population satisfied with their last experience of public services		Ministry of Public Administration, Home Affairs, Provincial Councils and Local Government		Baseline data not available						

SDG Target	SDG Indicator	Unit of Measurement	Lead Ministry	Co-Lead Ministry	Baseline data		Current Status		Proposed 2030 Target by the Sustainable Development Council	Proposed Target (Lead Ministry)	Comments
					Year	Value	Year	Value			
16.7 Ensure responsive, inclusive, participatory and representative decision-making at all levels.	16.7.1: Proportions of positions in national and local institutions, including (a) the legislatures; (b) the public service; and (c) the judiciary, compared to national distributions, by sex, age, persons with disabilities and population groups.		Ministry of Public Administration, Home Affairs, Provincial Councils and Local Government		Baseline data not available						
16.9 By 2020, provide legal identity for all, including birth registration.	16.9.1 Proportion of children under 5 years of age whose births have been registered with a civil authority	As a percentage	Ministry of Public Administration, Home Affairs, Provincial Councils and Local Government		2019	98.9			100		



SDG Target Setting Template

for

Ministry of Public Security



Sustainable Development Council of Sri Lanka
No. 1090, Sri Jayawardenapura Mawatha, Rajagiriya.



DRAFT TEMPLATE

SDG Target	SDG Indicator	Unit of Measurement	Lead Ministry	Co-Lead Ministry	Baseline data		Current Status		Proposed 2030 Target by the Sustainable Development Council	Proposed Target (Lead Ministry)	Comments
					Year	Value	Year	Value			
Goal 3. Ensure healthy lives and promote well-being for all at all ages											
3.6 By 2020, halve the number of global deaths and injuries from road traffic accidents	3.6.1 Death rate due to road traffic injuries	Per 100,000 population	Ministry of Public Security	Ministry of Health	2015	13.43	2021	11.2	4.12	Reduce by 20% in 2030	
Goal 8. Promote sustained, inclusive and sustainable economic growth, full and productive employment and decent work for all											
8.7 Take immediate and effective measures to eradicate forced labour, end modern slavery and human trafficking and secure the prohibition and elimination of the worst forms of child labour, including recruitment and use of child soldiers, and by 2025 end child labour in all its forms.	8.7.1 Proportion and number of children aged 5-17 years engaged in child labor, by sex and age	As a percentage	Ministry of Public Security	Ministry of Women, Child Affairs and Social Empowerment	2016	1			0		
Goal 10. Reduce inequality within and among countries											
10.7 Facilitate orderly, safe, regular and responsible migration and mobility of people, including through the implementation of planned and well-managed migration policies.	10.7.4 Proportion of the population who are refugees, by country of origin.	Per 100,000 population	Ministry of Public Security		2015	6.64	2021	5.05	4.01		
Goal 11. Make cities and human settlements inclusive, safe, resilient and sustainable											
11.7 By 2030, provide universal access to safe, inclusive and accessible, green and public spaces, in particular for women and children, older persons and persons with disabilities.	11.7.2 Proportion of persons victim of physical or sexual harassment, by sex, age, disability status and place of occurrence, in the previous 12 months		Ministry of Public Security								


SDG Target	SDG Indicator	Unit of Measurement	Lead Ministry	Co-Lead Ministry	Baseline data		Current Status		Proposed 2030 Target by the Sustainable Development Council	Proposed Target (Lead Ministry)	Comments
					Year	Value	Year	Value			
Goal 16. Promote peaceful and inclusive societies for sustainable development, provide access to justice for all and build effective, accountable and inclusive institutions at all levels											
16.1 Significantly reduce all forms of violence and related death rates.	16.1.1 Number of victims of intentional homicide per 100,000 population	Per 100,000 population	Ministry of Public Security	Ministry of Justice, Prisons Affairs and Constitutional Reforms Ministry of Defence	2015	2.27	2021	2.41	0.65		
	16.1.2 Conflict-related deaths per 100,000 population		Ministry of Public Security	Ministry of Defence	Baseline data not available						
	16.1.3 Proportion of population subjected to (a) physical violence, (b) psychological violence and (c) sexual violence in the previous 12 months	Per 100,000 population	Ministry of Public Security	Ministry of Women, Child Affairs and Social Empowerment	2015	32.6	2021	23.9	0		
	16.1.4 Proportion of population that feel safe walking alone around the area they live		Ministry of Public Security	Ministry of Defence	Baseline data not available						
16.2 End abuse, exploitation, trafficking and all forms of violence against and torture of children.	16.2.1 Reported crimes and offenses against children (Proxy Indicator)	Number	Ministry of Public Security	Ministry of Women, Child Affairs and Social Empowerment	2015	3932	2020	3594	0		
	16.2.2 Number of victims of human trafficking per 100,000 population, by sex, age and form of exploitation	Per 100,000 population	Ministry of Public Security		2015	0.03	2021	0.07	0		
	16.2.3 Proportion of young women and men aged 18–29 years who experienced sexual violence by age 18		Ministry of Public Security		Baseline data not available						
16.3 Promote the rule of law at the national and international levels and ensure equal access to justice for all.	16.3.3. Number of complaints recorded by Sri Lanka Police (Proxy Indicator)	Number of cases per year	Ministry of Public Security		2015	1014812	2020	959015	507406		

SDG Target	SDG Indicator	Unit of Measurement	Lead Ministry	Co-Lead Ministry	Baseline data		Current Status		Proposed 2030 Target by the Sustainable Development Council	Proposed Target (Lead Ministry)	Comments
					Year	Value	Year	Value			
16.4 By 2030, significantly reduce illicit financial and arms flows, strengthen the recovery and return of stolen assets and combat all forms of organized crime.	16.4.1 Total value of inward and outward illicit financial flows (in current United States dollars)		Ministry of Public Security	Ministry of Defence Ministry of Finance, Economic Stabilization and National Policies							
	16.4.2 Proportion of seized, found or surrendered arms whose illicit origin or context has been traced or established by a competent authority in line with international instruments	Number	Ministry of Public Security	Ministry of Defence	2017	226	2021	325			
16.10 Ensure public access to information and protect fundamental freedoms, in accordance with national legislation and international agreements.	16.10.1 Number of verified cases of killing, kidnapping, enforced disappearance, arbitrary detention and torture of journalists, associated media personnel, trade unionists and human rights advocates in the previous 12 months		Ministry of Public Security	Ministry of Justice Ministry of Mass Media							
	16.10.1. a Cases Reported to Sri Lanka Police by sex , Age groups, Type of violation or abuse , Perpetrator status(e.g. State actor vs non-State actors), Geographic location of the incident	Number	Ministry of Public Security		2020	0	2021	0			

National SDG Target Setting Template for Ministry of Sports and Youth Affairs



Sustainable Development Council of Sri Lanka
No. 1090, Sri Jayawardenapura Mawatha, Rajagiriya.



DRAFT TEMPLATE

SDG Target	SDG Indicator	Unit of Measurement	Lead Ministry	Co-Lead Ministry	Baseline data		Current Status		Proposed 2030 Target by the Sustainable Development Council	Proposed Target (Lead Ministry)	Comments
					Year	Value	Year	Value			
Goal 8. Promote sustained, inclusive and sustainable economic growth, full and productive employment and decent work for all											
8.b By 2020, develop and operationalize a strategy for youth employment and implement the Global Jobs Pact of the International Labour Organization (ILO).	8.b.1 Existence of a developed and operationalized national strategy for youth employment, as a distinct strategy or as part of a national employment strategy		Ministry of Sports and Youth Affairs		Baseline data not available				Develop a national strategy for youth employment		

National SDG Target Setting Template for Ministry of Technology



Sustainable Development Council of Sri Lanka

No. 1090, Sri Jayawardenapura Mawatha, Rajagiriya.



DRAFT TEMPLATE

SDG Target	SDG Indicator	Unit of Measurement	Lead Ministry	Co-Lead Ministry	Baseline data		Current Status		Proposed 2030 Target by the Sustainable Development Council	Proposed Target (Lead Ministry)	Comments
					Year	Value	Year	Value			
Goal 4. Ensure inclusive and equitable quality education and promote lifelong learning opportunities for all											
4.4 By 2030, substantially increase the number of youth and adults who have relevant skills, including technical and vocational skills, for employment, decent jobs and entrepreneurship.	4.4.1 Proportion of youth and adults with information and communications technology (ICT) skills	Percentage (%)	Ministry of Technology	Ministry of Youth and Sports Ministry of Labour Ministry of Technology	2015	Total: 27.1 Youth: 56.5 Adults: 19.7	2021	Total: 34.3 Youth: 69.8 Adults: 25	Adults: 26.5; Youth: 74.1		The proposed values were based on 90% the value Singapore is expected to achieve by 2030
Goal 5. Achieve gender equality and empower all women and girls											
5.b: Enhance the use of enabling technology, in particular information and communications technology, to promote the empowerment of women	5.b.1: Proportion of individuals who own a mobile telephone, by sex		Ministry of Technology	Ministry of Women, Child Affairs and Social Empowerment	Baseline data not available						
Goal 9. Build resilient infrastructure, promote inclusive and sustainable industrialization and foster innovation											
9.5 Enhance scientific research, upgrade the technological capabilities of industrial sectors in all countries, in particular developing countries, including, by 2030, encouraging innovation and substantially increasing the number of research and development workers per 1 million people and public and private research and development spending.	9.5.1 Research and development expenditure as a proportion of GDP	As a percentage of GDP	Ministry of Technology	Ministry of Education Ministry of Finance, Economic Stabilization and National Policies	2015	0.11	2018	0.13	0.28		
	9.5.2 Researchers (in full-time equivalent) per million population	Per million population	Ministry of Technology	Ministry of Education	2015	105.67	2018	103.46	3000		
9.c Significantly increase access to information and communications technology and strive to provide universal and affordable access to the Internet in least developed countries by 2020	9.c.1 Proportion of population covered by a mobile network and by technology	% of population	Ministry of Technology		2015	35	2019	80	100		Data available on Global Database https://dataexplorer.unescap.org/

SDG Target	SDG Indicator	Unit of Measurement	Lead Ministry	Co-Lead Ministry	Baseline data		Current Status		Proposed 2030 Target by the Sustainable Development Council	Proposed Target (Lead Ministry)	Comments
					Year	Value	Year	Value			
Goal 17. Strengthen the means of implementation and revitalize the Global Partnership for Sustainable Development											
17.6 Enhance North-South, South-South and triangular regional and international cooperation on and access to science, technology and innovation and enhance knowledge-sharing on mutually agreed terms, including through improved coordination among existing mechanisms, in particular at the United Nations level, and through a global technology facilitation mechanism	17.6.2 Fixed Internet broadband subscriptions per 100 inhabitants	Per 100 inhabitants	Ministry of Technology		2015	3.25	2021	12.7	32		
17.8 Fully operationalize the technology bank and science, technology and innovation capacity-building mechanism and enhance the use of enabling technology, in particular information and communications technology	17.8.1 Proportion of individuals using the Internet		Ministry of Technology		Baseline data not available						

National SDG Target Setting Template for Ministry of Transport and Highways



Sustainable Development Council of Sri Lanka
No. 1090, Sri Jayawardenapura Mawatha, Rajagiriya.



DRAFT TEMPLATE

SDG Target	SDG Indicator	Unit of Measurement	Lead Ministry	Co-Lead Ministry	Baseline data		Current Status		Proposed 2030 Target by the Sustainable Development Council	Proposed Target (Lead Ministry)	Comments
					Year	Value	Year	Value			
Goal 9. Build resilient infrastructure, promote inclusive and sustainable industrialization and foster innovation											
9.1 Develop quality, reliable, sustainable and resilient infrastructure, including regional and transborder infrastructure, to support economic development and human well-being, with a focus on affordable and equitable access for all.	9.1.1 Proportion of the rural population who live within 2 km of an all-season road	As a percentage	Ministry of Transport and Highways	Ministry of Finance, Economic Stabilization and National Policies	2013	74.1	2019	78			
	9.1.2 Passenger and freight volumes, by mode of transport	Million ton-km	Ministry of Transport and Highways		2015	Container port traffic, maritime transport: 5.19	2020	Container port traffic, maritime transport: 6.85	Container port traffic, maritime transport: 11.21; Air transport freight (WB/ICAO): 567.59		Data available on Global Database https://dataexplorer.unescap.org/
					2015	Air transport freight (WB/ICAO): 381.63	2020	Air transport freight (WB/ICAO): 226.479			
Goal 11. Make cities and human settlements inclusive, safe, resilient and sustainable											
11.2 By 2030, provide access to safe, affordable, accessible and sustainable transport systems for all, improving road safety, notably by expanding public transport, with special attention to the needs of those in vulnerable situations, women, children, persons with disabilities and older persons.	11.2.1 Proportion of population that has convenient access to public transport, by sex, age and persons with disabilities.		Ministry of Transport and Highways	Ministry of Urban Development and Housing	Baseline data not available						

National SDG Target Setting Template for Ministry of Urban Development and Housing



Sustainable Development Council of Sri Lanka
No. 1090, Sri Jayawardenapura Mawatha, Rajagiriya.



DRAFT TEMPLATE

SDG Target	SDG Indicator	Unit of Measurement	Lead Ministry	Co-Lead Ministry	Baseline data		Current Status		Proposed 2030 Target by the Sustainable Development Council	Proposed Target (Lead Ministry)	Comments
					Year	Value	Year	Value			
Goal 11. Make cities and human settlements inclusive, safe, resilient and sustainable											
11.1 By 2030, ensure access to adequate, safe and affordable housing and basic services for all, and upgrade slums.	11.1.1 Proportion of urban population living in slums, informal settlements or inadequate housing	As a percentage	Ministry of Urban Development and Housing	Ministry of Finance, Economic Stabilization and National Policies	2012	0.8			0.3		
11.3 By 2030, enhance inclusive and sustainable urbanization and capacity for participatory, integrated and sustainable human settlement planning and management in all countries.	11.3.1 Ratio of land consumption rate to population growth rate		Ministry of Urban Development and Housing	Ministry of Tourism and Lands	Baseline data not available						
	11.3.2 Proportion of cities with a direct participation structure of civil society in urban planning and management that operate regularly and democratically		Ministry of Urban Development and Housing	Ministry of Tourism and Lands	Baseline data not available						
11.7 By 2030, provide universal access to safe, inclusive and accessible, green and public spaces, in particular for women and children, older persons and persons with disabilities.	11.7.1 Average share of the built-up area of cities that is open space for public use for all, by sex, age and persons with disabilities		Ministry of Urban Development and Housing								
11.a Support positive economic, social and environmental links between urban, peri-urban and rural areas by strengthening national and regional development planning.	11.a.1 Extent to which national urban policies or regional development plans (a) respond to population dynamics; (b) ensure balanced territorial development; and (c)increase local fiscal space		Ministry of Urban Development and Housing	Ministry of Finance, Economic Stabilization and National Policies							

SDG Target	SDG Indicator	Unit of Measurement	Lead Ministry	Co-Lead Ministry	Baseline data		Current Status		Proposed 2030 Target by the Sustainable Development Council	Proposed Target (Lead Ministry)	Comments
					Year	Value	Year	Value			
Goal 14. Conserve and sustainably use the oceans, seas and marine resources for sustainable development											
14.1 By 2025, prevent and significantly reduce marine pollution of all kinds, in particular from land-based activities, including marine debris and nutrient pollution.	14.1.1.a Index of coastal eutrophication Note: Disaggregation by geospatial location suggested		Ministry of Urban Development and Housing	Ministry of Environment Ministry of Fisheries Ministry of Wildlife and Forest Resources Conservation	Baseline data not available						
	14.1.1.b Floating plastic debris density by geospatial location Note: Disaggregation by geospatial location suggested	kg/km	Ministry of Urban Development and Housing	Ministry of Environment Ministry of Fisheries Ministry of Wildlife and Forest Resources Conservation	2017	103	2020	92.5	10.3		
14.2 By 2022, sustainably manage and protect marine and coastal ecosystems to avoid significant adverse impacts, including by strengthening their resilience, and take action for their restoration in order to achieve healthy and productive oceans	14.2.1 Proportion of national exclusive economic zones managed using ecosystem-based approaches	Percentage (%) (Non-statistical data)	Ministry of Urban Development and Housing	Ministry of Environment Ministry of Wildlife and Forest Resources Conservation Ministry of Fisheries	2020	25% (343.52 Km) of total coastal length belongs to the Department of Wildlife					
14.3 Minimize and address the impacts of ocean acidification, including through enhanced scientific cooperation at all levels.	14.3.1 Average marine acidity (pH) measured at agreed suite of representative sampling stations	Scale	Ministry of Urban Development and Housing	Ministry of Environment Ministry of Fisheries Forest Resources Conservation	2017	8	2020	8.2	8.2		
14.5 By 2022, conserve at least 10 per cent of coastal and marine areas, consistent with national and international law and based on the best available scientific information.	14.5.1 Coverage of protected areas in relation to marine areas by ecosystem type	Hectares (ha) (Non-statistical data)	Ministry of Urban Development and Housing	Ministry of Environment Ministry of Wildlife and Forest Resources Conservation Ministry of Fisheries	2020	164,286.08					

National SDG Target Setting Template for Ministry of Water Supply



Sustainable Development Council of Sri Lanka
No. 1090, Sri Jayawardenapura Mawatha, Rajagiriya.



DRAFT TEMPLATE

SDG Target	SDG Indicator	Unit of Measurement	Lead Ministry	Co-Lead Ministry	Baseline data		Current Status		Proposed 2030 Target by the Sustainable Development Council	Proposed Target (Lead Ministry)	Comments
					Year	Value	Year	Value			
Goal 6. Ensure availability and sustainable management of water and sanitation for all											
6.1 By 2030, achieve universal and equitable access to safe and affordable drinking water for all.	6.1.1 Proportion of population using safely managed drinking water services	Percentage (%)	Ministry of Water Supply	Ministry of Public Administration, Home Affairs, Provincial Councils and Local Government	2012	80.9	2019	88.7	100		
6.2 By 2030, achieve access to adequate and equitable sanitation and hygiene for all and end open defecation, paying special attention to the needs of women and girls and those in vulnerable situations	6.2.1 Proportion of population using (a) safely managed sanitation services and (b) a hand-washing facility with soap and water- Total	Percentage (%)	Ministry of Water Supply	Ministry of Public Administration, Home Affairs, Provincial Councils and Local Government Ministry of Health	2019	81.3			100		
6.3 By 2030, improve water quality by reducing pollution, eliminating dumping and minimizing release of hazardous chemicals and materials, halving the proportion of untreated wastewater and substantially increasing recycling and safe reuse globally.	6.3.1 Proportion of domestic and industrial wastewater flows safely treated		Ministry of Water Supply	Ministry of Public Administration, Home Affairs, Provincial Councils and Local Government	Baseline data not available						
	6.3.2 Proportion of bodies of water with good ambient water quality		Ministry of Water Supply	Ministry of Environment	Baseline data not available						
6.4 By 2030, substantially increase water-use efficiency across all sectors and ensure sustainable withdrawals and supply of freshwater to address water scarcity and substantially reduce the number of people suffering from water scarcity	6.4.1 Change in water-use efficiency over time	USD/m³	Ministry of Water Supply	Ministry of Irrigation Ministry of Power and Energy Ministry of Agriculture	2015	5.42	2019	6.32	15.66		
	6.4.2 Level of water stress: freshwater withdrawal as a proportion of available freshwater resources		Ministry of Water Supply	Ministry of Irrigation Ministry of Power and Energy Ministry of Agriculture	Baseline data not available						
6.5 By 2030, implement integrated water resources management at all levels, including through transboundary cooperation as appropriate	6.5.1 Degree of integrated water resources management		Ministry of Water Supply	Ministry of Irrigation Ministry of Power and Energy Ministry of Agriculture	Baseline data not available						

National SDG Target Setting Template for Ministry of Wildlife and Forest Resources Conservation



Sustainable Development Council of Sri Lanka
No. 1090, Sri Jayawardenapura Mawatha, Rajagiriya.



DRAFT TEMPLATE

SDG Target	SDG Indicator	Unit of Measurement	Lead Ministry	Co-Lead Ministry	Baseline data		Current Status		Proposed 2030 Target by the Sustainable Development Council	Proposed Target (Lead Ministry)	Comments
					Year	Value	Year	Value			
Goal 6. Ensure availability and sustainable management of water and sanitation for all											
6.6 By 2020, protect and restore water-related ecosystems, including mountains, forests, wetlands, rivers, aquifers and lakes	6.6.1 Change in the extent of water-related ecosystems over time		Ministry of Wildlife and Forest Resources Conservation	Ministry of Lands Ministry of Environment	Data will be compiled						
Goal 15. Protect, restore and promote sustainable use of terrestrial ecosystems, sustainably manage forests, combat desertification, and halt and reverse land degradation and halt biodiversity loss											
15.1 By 2022, ensure the conservation, restoration and sustainable use of terrestrial and inland freshwater ecosystems and their services, in particular forests, wetlands, mountains and drylands, in line with obligations under international agreements.	15.1.1 Forest area as a proportion of total land area	Percentage (%)	Ministry of Wildlife and Forest Resources Conservation	Ministry of Environment	2020	29.2			32		
	15.1.2 Proportion of important sites for terrestrial and freshwater biodiversity that are covered by protected areas, by ecosystem type	Hectares (ha)	Ministry of Wildlife and Forest Resources Conservation	Ministry of Environment Ministry of Water Supply	2020	Total area (Marine): 164,286.08 Total area (Terrestrial): 1,056,163.12 Total area (Terrestrial and Marine): 1,220,449.20					

SDG Target	SDG Indicator	Unit of Measurement	Lead Ministry	Co-Lead Ministry	Baseline data		Current Status		Proposed 2030 Target by the Sustainable Development Council	Proposed Target (Lead Ministry)	Comments
					Year	Value	Year	Value			
15.2 By 2022, promote the implementation of sustainable management of all types of forests, halt deforestation, restore degraded forests and substantially increase afforestation and reforestation.	15.2.1 Progress towards sustainable forest management	Percentage (%)	Ministry of Wildlife and Forest Resources Conservation	Ministry of Environment	2015	Forest area annual net change rate (Annual Rate of Deforestation): 0.39 Proportion of forest area located within legally established protect areas (Total Forest % to the total land area): 20.35					
15.4 By 2030, ensure the conservation of mountain ecosystems, including their biodiversity, in order to enhance their capacity to provide benefits that are essential for sustainable development.	15.4.1 Coverage by protected areas of important sites for mountain biodiversity	Percentage	Ministry of Wildlife and Forest Resources Conservation	Ministry of Environment Ministry of Tourism and Lands	2015	30.44	2021	30.44	30.44		Data available on Global Database https://dataexplorer.unescap.org/
	15.4.2 Mountain Green Cover Index		Ministry of Wildlife and Forest Resources Conservation	Ministry of Environment Ministry of Tourism and Lands	Baseline data not available						
15.7 Take urgent action to end poaching and trafficking of protected species of flora and fauna and address both demand and supply of illegal wildlife products.	15.7.1 Number of detections made by wildlife officers by wildlife species - Proxy Indicator (Repeat indicator 15.c.1)	Number	Ministry of Wildlife and Forest Resources Conservation	Ministry of Environment	2020	Total No. of detections by wildlife officers: 1311					
15.c: Enhance global support for efforts to combat poaching and trafficking of protected species, including by increasing the capacity of local communities to pursue sustainable livelihood opportunities.	15.c.1: Number of detections made by wildlife officers by wildlife species - Proxy Indicator (Repeat indicator 15.c.1)	Number	Ministry of Wildlife and Forest Resources Conservation	Ministry of Environment	2020	Total No. of detections by wildlife officers: 1311					

National SDG Target Setting Template

for

Ministry of Women, Child Affairs and Social Empowerment



Sustainable Development Council of Sri Lanka
No. 1090, Sri Jayawardenapura Mawatha, Rajagiriya.



DRAFT TEMPLATE


SDG Target	SDG Indicator	Unit of Measurement	Lead Ministry	Co-Lead Ministry	Baseline data		Current Status		Proposed 2030 Target by the Sustainable Development Council	Proposed Target (Lead Ministry)	Comments
					Year	Value	Year	Value			
Goal 4. Ensure inclusive and equitable quality education and promote lifelong learning opportunities for all											
4.2 By 2030, ensure that all girls and boys have access to quality early childhood development, care and pre-primary education so that they are ready for primary education.	4.2.1 Proportion of children 24-59 months of age who are developmentally on track in health, learning and psychosocial well-being.		Ministry of Women, Child Affairs and Social Empowerment	Ministry of Health	Baseline data not available						
Goal 5. Achieve gender equality and empower all women and girls											
5.1 End all forms of discrimination against all women and girls everywhere	5.1.1 Whether or not legal frameworks are in place to promote, enforce and monitor equality and non-discrimination on the basis of sex	Percentage (%)	Ministry of Women, Child Affairs and Social Empowerment	Ministry of Justice	2022	Area 1 : Overarching legal frameworks and public life :42, Area 2:Violence against women:55.6 Area 3: Employment and economic benefits 50 Area 4:Marriage and family 81.8			Area 1: 70% Area 2: 75% Area 3: 80% Area 4: 91%		Using the following benchmarks: Area 1: Philippines is currently at 70%; Area 2: Malaysia is currently at 75%; Area 3: Vietnam is currently at 80%; Area 4: Vietnam is currently at 91%; (data from 2020)
5.2 Eliminate all forms of violence against all women and girls in the public and private spheres, including trafficking and sexual and other types of exploitation	5.2.1 Proportion of ever-partnered women and girls aged 15 years and older subjected to physical, sexual or psychological violence by a current or former intimate partner in the previous 12 months, by form of violence and by age	Percentage (%)	Ministry of Women, Child Affairs and Social Empowerment	Ministry of Public Security	2016	16.6	2019	14.5	6.9		
	5.2.2 Proportion of women and girls aged 15 years and older subjected to sexual violence by persons other than an intimate partner in the previous 12 months, by age and place of occurrence	Percentage (%)	Ministry of Women, Child Affairs and Social Empowerment	Ministry of Public Security	2019	0.4			0		

SDG Target	SDG Indicator	Unit of Measurement	Lead Ministry	Co-Lead Ministry	Baseline data		Current Status		Proposed 2030 Target by the Sustainable Development Council	Proposed Target (Lead Ministry)	Comments
					Year	Value	Year	Value			
5.3 Eliminate all harmful practices, such as child, early and forced marriage and female genital mutilation	5.3.1 Proportion of women aged 20–24 years who were married or in a union before age 15 and before age 18	Percentage (%)	Ministry of Women, Child Affairs and Social Empowerment		2007	Exactly 15 years: 1.7 Exactly 18 years:11.8	2016	Exactly 15 years: 0.9 Exactly 18 years:9.8	Before 15 years: 0 Before 18 years: 2.45		
	5.3.2 Proportion of girls and women aged 15–49 years who have undergone female genital mutilation/cutting, by age		Ministry of Women, Child Affairs and Social Empowerment		Baseline data not available						
5.4 Recognize and value unpaid care and domestic work through the provision of public services, infrastructure and social protection policies and the promotion of shared responsibility within the household and the family as nationally appropriate	5.4.1 Proportion of time spent on unpaid domestic and care work, by sex, age and location	As % of 24-hour day	Ministry of Women, Child Affairs and Social Empowerment	Ministry of Labour	2017	Total: 16.9 Male: 6.8 Female: 25.4					
	5.5.1.a.Women in national parliaments by geographic location(district), legislature type (single or lower, parliamentary or presidential) and the method of filling seats (directly elected, indirectly elected, appointed)	Percentage (%)	Ministry of Women, Child Affairs and Social Empowerment	Presidential Secretariat, Cabinet of Ministries, Parliament of Sri Lanka	2015	5.33	2020	5.33	30.86		
	5.5.1.c.Womens in local governments by geographic location(district), legislature type (single or lower, parliamentary or presidential) and the method of filling seats (directly elected, indirectly elected, appointed)	Percentage (%)	Ministry of Women, Child Affairs and Social Empowerment	Presidential Secretariat, Cabinet of Ministries, Parliament of Sri Lanka	2018	22.98			43.36		

National SDG Target Setting Template for Ministry of Tourism and Lands



Sustainable Development Council of Sri Lanka
No. 1090, Sri Jayawardenapura Mawatha, Rajagiriya.



DRAFT TEMPLATE

SDG Target	SDG Indicator	Unit of Measurement	Lead Ministry	Co-Lead Ministry	Baseline data		Current Status		Proposed 2030 Target by the Sustainable Development Council	Proposed Target (Lead Ministry)	Comments
					Year	Value	Year	Value			
Goal 8. Promote sustained, inclusive and sustainable economic growth, full and productive employment and decent work for all											
8.9 By 2030, devise and implement policies to promote sustainable tourism that creates jobs and promotes local culture and products.	8.9.1 Tourism direct GDP as a proportion of total GDP and in growth rate		Ministry of Tourism and Lands	Ministry of Finance, Economic Stabilization and National Policies	Baseline data not available						
Goal 12. Ensure sustainable consumption and production patterns											
12.b Develop and implement tools to monitor sustainable development impacts for sustainable tourism that creates jobs and promotes local culture and products.	12.b.1 Implementation of standard accounting tools to monitor the economic and environmental aspects of tourism sustainability		Ministry of Tourism and Lands	Ministry of Buddhasasana, Religious and Cultural Affairs	Baseline data not available						
Goal 15. Protect, restore and promote sustainable use of terrestrial ecosystems, sustainably manage forests, combat desertification, and halt and reverse land degradation and halt biodiversity loss											
15.3 By 2030, combat desertification, restore degraded land and soil, including land affected by desertification, drought and floods, and strive to achieve a land degradation-neutral country.	15.3.1 Proportion of land that is degraded over total land area		Ministry of Tourism and Lands	Ministry of Environment Ministry of Wildlife and Forest Resources Conservation	Baseline data not available						